


# Accessories offer

Perfect  
finishing  
touch for all  
applications



# OUR SELECTION OF ACCESSORIES



Skirtings

Welding rods

Underlayers

## Summary

### ACCESSIBILITY

04	3D Studs	Easy kit 3D studs
05	Tactile strip	Self-adhesive linear strip
06	Tactile strip	Self-adhesive strip in rolls
07	Warning Tape	Black and Yellow warning tape
08	Entrance Matt	Frame for Entrance Matt
09	Warning tiles	Glue-down system
10	Warning tiles	Self-adhesive rectangular tile
11	Warning tiles	Self-adhesive square tile

### ADHESIVES & WELDING

12	Cold welding	Type A for PVC in sheets
13	Cold welding	Type C for joint opening floorings
14	Tarkett Genius Tape	Double sided tape
15	Spray adhesive	Tarkospray - Professional
16	Spray adhesive	Tarkospray - Residential

### CLEAN CORNERS

17	Corners for Clean Room	Internal preformed coves
----	------------------------	--------------------------

### SKIRTINGS & COVINGS

18	Cappings for LVT	LVT skirting cap
19	Decorative skirting	Skirting bottom
20	Decorative skirting	Set - on skirtings for LVT
24	Decorative set-in skirtings	Preformed Linoleum skirting - SIS
25	Decorative set-in skirtings	Preformed Linoleum skirting - SIS outer corner
26	Decorative set-in skirtings	Preformed PVC skirting
27	Decorative set-in skirtings	Preformed PVC skirting - outer corner
28	Decorative set-on skirtings	Semi-rigid skirting - KS61 / KS100
30	Decorative set-on skirtings	Set-on skirting for Linoleum - SOS 60/80
31	Decorative set-on skirtings	Flexible skirting - PL6/PL8/PL10
32	Decorative set-on skirtings	IS 60
33	Decorative set-on skirtings	Ventilated skirting - VS100
34	Set on skirtings	Renovation skirting
35	Aluminium skirting	iD Tilt skirtings
36	PVC cove formers & cappings	2 in 1 - cove former & capping - PAD 8/10
37	PVC cove formers & cappings	Semi-flexible PVC capping - CAP1
38	PVC cove formers & cappings	Rigid PVC capping - CAP2
39	PVC cove formers & cappings	Co-extruded PVC capping - CAP3
40	PVC cove formers & cappings	PVC cove formers - PA

### STAIRS

41	Stairs nosings	Aluminium stairnose MS1
42	Stairs nosings	Inside & outside stair corner - SB1/2
43	Stairs nosings	Round-shaped stairnose NM1
44	Stairs nosings	Slight round-shaped stairnose - NM20
45	Stairs nosings	Sharp-angled stairnose NM45
46	Stair nosings for LVT	Stairnose high traffic
47	Stair nosings for LVT	Stairnose very high traffic

### STATIC CONTROL

48	Static control strips	for rolls Copper strips
----	-----------------------	-------------------------

### TRANSITION PROFILES

49	Aluminium profiles for LVT	General traffic transition strip for Click and Loose-Lay LVT
50	Aluminium profiles for LVT	High-traffic transition strip for Click and Loose-Lay LVT
51	Transition profile aluminium	For iD Tilt heavy traffic
52	PVC profile for rolls	Glued transition profile TTP
53	Ramp for LVT	Aluminium ramp profile for LVT Click & Loose-Lay
54	Ramp for rolls	Metallic ramp profile WT
55	Ramp aluminium	For iD Tilt heavy traffic
56	Stop profile aluminium	For iD Tilt heavy traffic

57	Stop profile for LVT	Bendable stop profile for LVT Click and Loose-Lay
58	Stop profile for rolls	Flexible stop profile FT

### UNDERLAY & OVERLAY SOLUTIONS

59	Acoustic comfort underlayer	Elafono
60	Acoustic comfort underlayer	Tarkomousse
61	Acoustic comfort underlayer	Tarkomfort Premium
62	Acoustic comfort underlayer	Tarkomfort Pro
63	Acoustic comfort underlayer	Tarkomfort Self-Adhesive
64	Damp proof underlayer	Tarkodry wall & floor
65	Tarkoprotect 180	
66	Uneven floor underlayer	Tarkoflat Loose-Lay
67	Wet substrate underlayer	Tarkolay

### WELDING RODS

68	Expansion joints	for rolls
69	Welding rods	Hot welding for vinyl floorings
70	Welding rods	Hot welding rod for linoleum
71	Welding rods	Hot welding for non-PVC flooring

### WETROOMS

72	Drains and gratings	Inox linear drains 600 side outlet
73	Drains and gratings	Inox linear drains 600 side low outlet
74	Drains and gratings	Inox linear drains 600 bottom outlet
75	Drains and gratings	Inox linear drains 900 side outlet
76	Drains and gratings	Inox linear drains 900 side low outlet
77	Drains and gratings	Inox linear drains 900 bottom outlet
78	Drains and gratings	Inox grids for PVC siphon round shape
79	Drains and gratings	PVC siphon for renovation - Minimax 40/50
80	Drains and gratings	PVC gratings for PVC siphon round shape
81	Drains and gratings	Siphon brage 50 - Vertical
82	Drains and gratings	Siphon brage 75 - Vertical
83	Drains and gratings	Siphon Dusch Brunn - Vertical
84	Drains and gratings	Siphon Freja 50 - Horizontal
85	Drains and gratings	Safe drains
86	Drains and gratings	Stainless steel siphon (Inox 40) - Vertical
87	Drains and gratings	S-Serie Minimax
88	Pipe collars	Waterproof pipe collars
89	Spare parts	Clamping ring
90	Spare parts	Knife
91	Spare parts	Locking set for inox gratings
92	Spare parts	Locking set for PVC gratings
93	Spare parts	Support
94	Spare parts	Water trap for brage and oden
95	Spare parts	Water trap for dusch brunn
96	Spare parts	Water trap for freja
97	Transitions and junctions	Flexible junction profiles - PJ
98	Transitions and junctions	PVC Threshold transition - PTS
99	Transitions and junctions	Rubber threshold transition - RTS

### PROTECTWALL

100	ProtectWall	Aluminium Cap 2.5
101	ProtectWall	Aluminium Cap 3
102	ProtectWall	Solid PVC Cap
103	ProtectWall	Flexible Cap
104	ProtectWall	Set-on corner Solid PVC
105	ProtectWall	Set-on corner Adjustable PVC
106	ProtectWall	Set-in corner Solid PVC
107	ProtectWall	Set-in corner Flexible PVC
108	ProtectWall	Set-in corner Aluminium



## Technical Datasheet

# 3D Studs Easy kit 3D studs

ACCESSIBILITY

## DESCRIPTION


Ready to use self-adhesive warning studs kits for heavy traffic.

Kit of 33 studs already pre-mounted in 42 \* 22,5 cm template, allowing the simultaneous installation of 33 studs. Easy, effective and reliable installation.

### Compatible flooring:

- Homogeneous & heterogeneous vinyls in rolls
- LVT Glue-down
- Linoleum

### Main segments of application:



## TECHNICAL INFORMATION



### Product

Length (cm)	42
Width (cm)	22,5
Height (mm)	5
Net weight (Kg)	0,13
Type	kit of 33 studs

### Packaging

Pieces per box	8 kits
Box size (cm)	44 x 27 x 7
Box weight (kg)	1

## ARTICLE CODE

		SAP Code	EAN Code
	Grey RAL 7047	1440551	3423128552812
	Black RAL 9011	1440552	3423128552805

## INSTALLATION

Easy, effective, reliable installation:

- Rapid installation: less than 10 min. per linear metre by a single person

- Without glue
- Without drilling

1- Simply pull on the green strips to remove the protecting adhesive on each stud.

2- Then walk on it to ensure that the studs come through the template.







## Technical Datasheet

# Tactile strip Self-adhesive linear strip

ACCESSIBILITY

## DESCRIPTION

Polyurethane self-adhesive tactile strip guides for visually impaired people to help finding their way. Linear strip makes white stick follow channel.

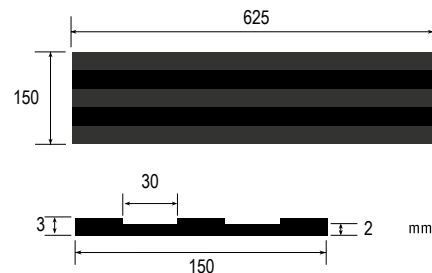
### Key features:

- Ready-to-use solution in tiles.
- Quick and easy installation with its self-adhesive solution.
- In accordance with requirement for disabled access and safety.

### Compatible flooring:

- Homogeneous & heterogeneous vinyls in rolls
- LVT Glue-down
- Linoleum

### Main segments of application:



## TECHNICAL INFORMATION

### Product

Size (mm) 150 width x 2.0 lower thickness x 3.0 upper thickness x 625 length

Unit weight (g) 455

### Packaging

Pieces per box 15 strips

Box size (m) 0.64 x 0.17 x 0.12

Box weight (kg) 8.74

Min. order 1 box

## INSTALLATION

- Surface must be clean and free from any residu.
- To contrast with surrounding floorings to ensure clear visibility.
- Strip off the film from the backside and fix it onto the substrate.
- Use a heavy roller to press down the strip.
- Leave a 3 cm space between each strip lengthwise.

## CLEANING & MAINTENANCE

For daily cleaning, use standard neutral detergents (ph 7) and damp moping.

## ARTICLE CODE

		SAP Code	EAN Code
	White RAL: 9010 NCS: S 0500 N	1440 250	3423128469593
	Grey RAL: 7035 NCS: S 2002 G	1440 251	3423128460001
	Black RAL: 9004 NCS: S 8500 N	1440 252	3423128460018



## Technical Datasheet

# Tactile strip Self-adhesive strip in rolls

ACCESSIBILITY

## DESCRIPTION

Polyurethane self-adhesive tactile strip guides for visually impaired people to help finding their way.

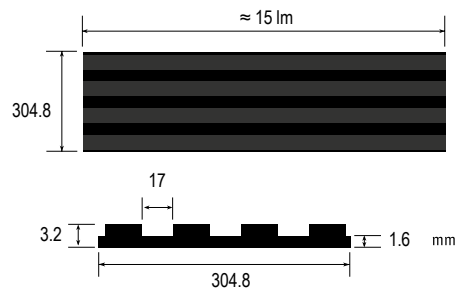
### Key features:

- In accordance with requirement for disabled access and safety.
- Modularity: choice of the size wanted.
- Quick and easy installation with its self-adhesive solution.

### Compatible flooring:

- Homogeneous & heterogeneous vinyls in rolls
- LVT Glue-down
- Linoleum

### Main segments of application:



## TECHNICAL INFORMATION

### Product

Size (mm) 304.8 width x 1.6 lower thickness x 3.2 upper thickness x 15240 length

Unit weight (g) 1680

### Packaging

Pieces per box 1 roll  
Box size (m) 0.47 x 0.47 x 0.33  
Box weight (kg) 16.8  
Min. order 1 box

## INSTALLATION

- Surface must be clean and free from any residu.
- Contrast with surrounding floorings to ensure clear visibility.
- Strip off the film from the backside and fix it onto the substrate.
- Use a heavy roller to press down the strip.

## CLEANING & MAINTENANCE

For daily cleaning, use standard neutral detergents (ph 7) and damp moping.

## ARTICLE CODE

		SAP Code	EAN Code
	Snow White NCS: S 0804-Y30R	1440 001	3423128421323
	Charcoal NCS: S 7000-N	1440 020	3423128421330
	Black RAL: 9004 NCS: S 8500 N	1440 040	3423128421354





## Technical Datasheet

# Warning Tape Black and Yellow Warning Tape

ACCESSIBILITY

## DESCRIPTION

Warning tape with very high adhesive power. Enhanced surface resistance provided by aluminium oxide. Can be used indoor or outdoor.

### Key features:

- Durable warning tape
- Slip resistance
- All surfaces
- Easy to instal

### Compatible flooring:

- iD tilt Hit

### Main segments of application:



## TECHNICAL INFORMATION

### Product

Size (mm)	Length 18000 x width 50 x Thickness 1
Unit weight (g)	820


### Packaging

Pieces per box	24
Box size (m)	37 x 36 x 39
Box weight (kg)	20.2
Pallet size (cm)	120 x 80 x 150
Pallet weight (kg)	1039
Min. order	1 roll

## INSTALLATION

- Clean the flooring surface to remove any residue or greasy stain
- After installation, rub the surface to expel air bubbles trapped

## ARTICLE CODE

	SAP Code	EAN Code
	210999001	3423128646030



## Technical Datasheet

# Entrance Matt Frame Ramp profile aluminium

ACCESSIBILITY

## DESCRIPTION

Aluminium frame easy to install. Allow to create an entrance matt area within the Id Tilt product.  
Can be used with Desso Carpet Protect designed to safeguard floors throughout a building from external dirt and moisture.  
Can be used with 5 to 11.5 mm thickness flooring product.


### Key features:

- Providing neat finish.
- Easy installation.

### Compatible flooring:

- iD tilt Hit
- Desso Carpet Protect

### Main segments of application:



## TECHNICAL INFORMATION

Product	Frame	Corner
Size (mm)	Length 2700 x Width 22 x Thickness 11.5	Inner length 95 - outer length 118 x Width 22 x Thickness 11.5
Unit weight (g)	865	123


### Packaging

Pieces per box	10 (27 lm)	1
Box size (mm)	2800 x 135 x 90	320 x 300 x 90
Box weight (kg)	9.5	623
Pallet size (mm)	300 x 80 x 120	120 x 80 x 150
Pallet weight (kg)	508	61
Min. order	1 Box	1 Box

## INSTALLATION

- To be screwed
- Do not block the flooring by screwing tight the upper part onto the Tilt HIT surface
- Always keep a minimum of 5 mm gap between the side of the Tilt HIT and the groove end
- A base with drilled hole to be screwed on the floor
- A capping bar to be screwed on top of the base
- Screw and Plugs

## ARTICLE CODE

	SAP Code	EAN Code
 Silver NCS: S 2500-N	Frame 263991001	Frame 3423128646801
	Outer corner 263990001	Outer corner 3423128646696

## CLEANING & MAINTENANCE

For daily cleaning, use standard neutral detergents (ph 7) and damp mopping.





## Technical Datasheet

# Warning tiles Glue-down system

## ACCESSIBILITY

### DESCRIPTION

Rubber tile with studs that acts as a tactile warning for the visually impaired people to alert of a possible danger in staircases. To be glued.

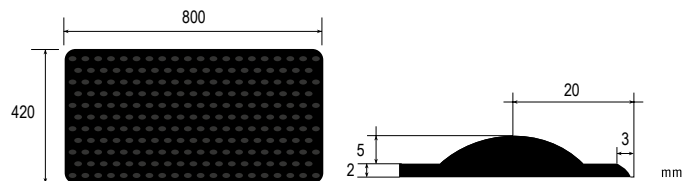
#### Key features:

- In accordance with requirement for disabled access and safety and with NF P 98 351 Accessibility.
- 5 mm studs for a better recognition.
- Easy handling and installation.

#### Compatible flooring:

- Homogeneous & heterogeneous vinyls in rolls
- LVT Glue-down
- Linoleum

#### Main segments of application:



### TECHNICAL INFORMATION

#### Product

Size (mm) 420 width x 7.0 thickness  
x 800 length

Unit weight (g) 455

#### Packaging

Pieces per box 6  
Box size (m) 0.85 x 0.44 x 0.06  
Box weight (kg) 9  
Min. order 1 box

### ARTICLE CODE

		SAP Code	EAN Code
	White RAL: 9010 NCS: S 0500 N	1431 001	3486011142507
	Black RAL: 9004 NCS: S 8500 N	1431 002	3486011142538
	Light Grey RAL: 7035 NCS: S 2002 G	1431 003	3486011142514

### INSTALLATION

- Surface must be clean and free from any residu.
- To be positioned 50 cm above and below stairs to signify danger area.
- Put a gap of 1 or 2 mm between two warning tiles next to each other.
- Use a polyurethane bi-component adhesive only in accordance with local regulations.

### CLEANING & MAINTENANCE

For daily cleaning, use standard neutral detergents (ph 7) and damp moping.



## Technical Datasheet

# Warning tiles Self-adhesive rectangular tile

ACCESSIBILITY

## DESCRIPTION

Polyurethane self-adhesive tile with studs that acts as a tactile warning for the visually impaired people to alert of a possible danger in staircases.

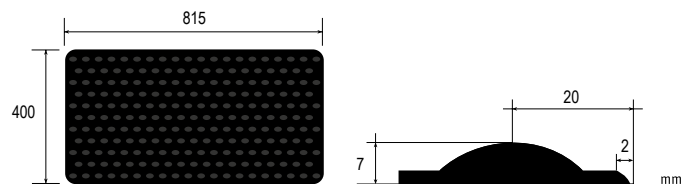
### Key features:

- In accordance with requirement for disabled access and safety and with NF P 98 351 Accessibility.
- Quick and easy installation with its self-adhesive system.

### Compatible flooring:

- Homogeneous & heterogeneous vinyls in rolls
- LVT Glue-down
- Linoleum

### Main segments of application:



## TECHNICAL INFORMATION

### Product

Size (mm) 400 width x 7.0 thickness  
x 815 length

Unit weight (g) 350

### Packaging

Pieces per box 10  
Box size (m) 0.85 x 0.44 x 0.06  
Box weight (kg) 10  
Min. order 1 box

## INSTALLATION

- Surface must be clean and free from any residu.
- To be positioned 50 cm above and below stairs to signify danger area.
- Put a gap of 1 or 2 mm between two warning tiles next to each other.
- Strip off the film from the backside and fix it onto the substrate. Use a heavy roller to press down the strip.

## CLEANING & MAINTENANCE

For daily cleaning, use standard neutral detergents (ph 7) and damp moping.

## ARTICLE CODE

		SAP Code	EAN Code
	White RAL: 9010 NCS: S 0500 N	1440 350	3423128460056
	Black RAL: 9004 NCS: S 8500 N	1440 352	3423128460070
	Grey RAL: 7035 NCS: S 2002 G	1440 351	3423128460063





## Technical Datasheet

# Warning tiles Self-adhesive square tile

ACCESSIBILITY

## DESCRIPTION

Polyurethane self-adhesive tile with studs that acts as a tactile warning for the visually impaired people to alert of a possible danger in staircases.

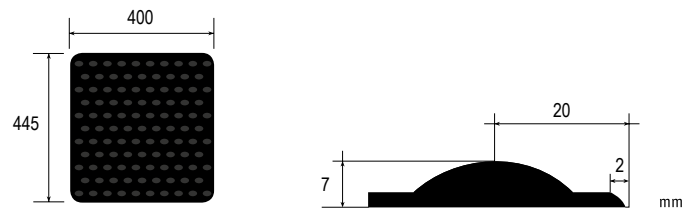
### Key features:

- In accordance with requirement for disabled access and safety and with NF P 98 351 Accessibility.
- Quick and easy installation with its self-adhesive system.

### Compatible flooring:

- Homogeneous & heterogeneous vinyls in rolls
- LVT Glue-down
- Linoleum

### Main segments of application:



## TECHNICAL INFORMATION

### Product

Size (mm) 400 width x 7.0 thickness x 445 length

Unit weight (g) 630

### Packaging

Pieces per box 10

Box size (m) 0.44 x 0.47 x 0.09

Box weight (kg) 7.40

Min. order 1 box

## ARTICLE CODE

		SAP Code	EAN Code
	White RAL: 9010 NCS: S 0500 N	1440 450	3423128460117
	Black RAL: 9004 NCS: S 8500 N	1440 452	3423128460131
	Grey RAL: 7035 NCS: S 2002 G	1440 451	3423128460124

## INSTALLATION

- Surface must be clean and free from any residu.
- To be positioned 50 cm above and below stairs to signify danger area.
- Put a gap of 1 or 2 mm between two warning tiles next to each other.
- Strip off the film from the backside and fix it onto the substrate.
- Use a heavy roller to press down the strip.

## CLEANING & MAINTENANCE

For daily cleaning, use standard neutral detergents (ph 7) and damp moping.





## Technical Datasheet

# Cold welding type A for PVC in sheets

ADHESIVES & WELDING

## DESCRIPTION

Cold welding solution in a tube with a needle.

Specially designed for heterogeneous vinyl floor covering sheets that have been overlapped and double cut.

### Key features:

- Invisible joint.
- Easy to apply with the needle that acts as a guide.
- Quick-drying solution.

### Compatible flooring:

- Heterogeneous vinyl floorings in rolls.

### Main segments of application:



## TECHNICAL INFORMATION

### Product

Unit weight (g) 44 (20 lm)


### Packaging

Pieces per box	24 tubes
Box size (mm)	310 x 220 x 100
Box weight (kg)	1.056
Min. order	1 box

## INSTALLATION

- The sheets must be overlapped and double-cut.
- Fix the tape over the joint and use hand roller to ensure bonding.
- Cut tape along the seam (rolling knife recommended).
- Insert the needle of the tube into the joint and press regularly. Make sure you apply enough liquid along the joint.
- Take the tape away (after approximately 10 min).
- DO NOT remove any excess of liquid, it will disappear during normal wear.
- Cold liquid welding can be carried out 24 hours after the installation of the vinyl floor covering.
- Cold welding not valid for homogeneous, LVT and linoleum floorings, and tiles format.

## ARTICLE CODE

	SAP Code	EAN Code
	1490 002	3423128423433

## CLEANING & MAINTENANCE

No cleaning or maintenance required.



## Technical Datasheet

# Cold welding type C for joint opening floorings

ADHESIVES & WELDING

## DESCRIPTION

Cold welding solution in a tube with a needle.

Specially designed for heterogeneous vinyl floor coverings sheets with joint opening from 0.3 mm to 4.0 mm.

### Key features:

- Capacity to fill joint opening from 0.3 mm to 4.0 mm.
- Invisible joint.
- Easy to apply with the needle that acts as a guide.
- Quick-drying solution.

### Compatible flooring:

- Heterogeneous vinyl floorings in rolls.

### Main segments of application:



## TECHNICAL INFORMATION

### Product

Unit weight (g) 44 (10 to 15 lm)


### Packaging

Pieces per box 24 tubes  
 Box size (mm) 310 x 220 x 100  
 Box weight (kg) 1.056  
 Min. order 1 box

## INSTALLATION

- The sheets must be overlapped and double-cut.
- Fix the tape over the joint and use hand roller to ensure bonding.
- Cut tape along the seam (rolling knife recommended).
- Insert the needle of the tube into the joint and press regularly. Make sure you apply enough liquid along the joint.
- Take the tape away (after approximately 10 min).
- DO NOT remove any excess of liquid, it will disappear during normal wear.
- Cold liquid welding can be carried out 24 hours after the installation of the vinyl floor covering.
- Cold welding not valid for homogeneous, LVT and linoleum floorings, and tiles format.

## ARTICLE CODE

	SAP Code	EAN Code
 Transparent Cold Welding	1490 003	3423128423440

## CLEANING & MAINTENANCE

No cleaning or maintenance required.



# Technical Datasheet

# Tarkett Genius Tape

## DOUBLE SIDED TAPE

### DESCRIPTION

TARKETT GENIUS TAPE is designed to be used with the Excellence Genius loose-lay range. It is a removable double sided adhesive on a grid support, formulated with solvent-free acrylic glue to better respect the environment. Ideal for renovation areas where asbestos regulations are needed, TARKETT GENIUS TAPE will stick perfectly to the resilient flooring backing and ever so slightly to the subfloor - ensuring safe installation and allowing easy removal. When it comes to removing the flooring, GENIUS TAPE will leave the floor intact.

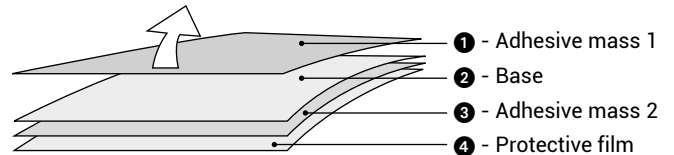
#### Key features:

- Double sided tape
- Designed to be used with Genius loose-lay range
- Ideal to be used in accordance with asbestos regulation
- Solvent free
- Easy use thanks to its protective film
- Easy disposable of the flooring even after several years and without damage to the subfloor

#### Compatible flooring:

- Heterogeneous vinyl Excellence Genius Loose-lay

#### Main segments of application:



### TECHNICAL INFORMATION

#### Product

Length (Lm)	25
Width (mm)	96
Thickness (mm) without protective film	0,205
Unit weight (g)	500

#### Packaging

Pieces per box	3
Box size (mm)	182 x1 82 x 346
Box weight (kg)	2,5
Pallet size (mm)	1200 x 800 x 1200
Pallet weight (kg)	180
Min. order	1 box

### INSTALLATION

- The floor has to be clean and dry, oil free, silicon free and dust free.
- The room, the product and the tape have to be between 18°C and 30°C.
- Humidity between 50% and 60%
- Press the elements with a pressure of 0.02 Mpa
- Waiting time of 24h for an optimum adhesion

### CLEANING & MAINTENANCE

No cleaning or maintenance required.

### ARTICLE CODE

SAP Code	EAN Code
1257001	3423128274141







## Technical Datasheet

# Spray adhesive Tarkospray - Professional

ADHESIVES & WELDING

## DESCRIPTION

Water-based acrylic adhesive delivered in an aerosol can for professionals (Installers, Contractors, Building owners, Specifiers).

### Key features:

- High grade acrylic adhesive, ready to use.
- 70% faster to apply, no tools required.
- After floor covering laying, can be used immediatly.
- Safe solution: non toxic, non flammable, same propellant as asthma pumps, zero CFC.
- Environmental properties: 80% less glue doing the same job, low VOC emissions, improved recycling process.

### Compatible flooring:

- Heterogeneous and homogeneous floorings.

### Main segments of application:



## TECHNICAL INFORMATION

### Product

Unit weight (g) 625 (15m<sup>2</sup>)

### Packaging

Pieces per box	6
Box size (cm)	24 x 17 x 33
Box weight (kg)	5.0
Pallet size (m)	1.0 x 1.12 x 0.86
Pallet weight (kg)	440
Min. order	20 boxes

## ARTICLE CODE

Languages	SAP Code	EAN Code
English, French, German, Dutch, Polish	1460 001	1094922378780
English, Swedish, Spanish, Italian, Portuguese	1460 005	1094922319899

## INSTALLATION

- The subfloor must be level, flat, clean, free from marks, dry, solid, smooth and not exposed to moisture.
- The building, subfloor, flooring and adhesive must be acclimatized to a minimum 15°C.
- Store adhesive at 15°C minimum temperature for 24 hours prior to installation.
- Ensure subfloor, flooring and surrounding areas are clean and dust free. Damp-mop the subfloor if dust is present (you can check with a white cloth).
- Shake the aerosol can well and remove the cap.
- Hold the can horizontal approximately 50-76 cm above the substrate and spray adhesive smoothly walking right to left, respecting density of flakes.
- Allow adhesive to dry until there is no transfer when touched lightly.
- Lay down your flooring into the adhesive
- Complete bond by applying pressure.

## CLEANING & MAINTENANCE

Adhesive stains can be removed with damp sponge when still fresh or with white gas later on.





## Technical Datasheet

# Spray adhesive Tarkospray - Residential

ADHESIVES & WELDING

## DESCRIPTION

High grade acrylic adhesive delivered in an aerosol can for DIY'er customers (modern distribution).

### Key features:

- Easy and safe: no tools required, zero CFC, non toxic, non flammable.
- Same quality as professionals use.
- Eco-friendly: 80% less glue doing the same job, low emission, reduced carbon footprint.
- Time saving, with a quick (70% faster) and removable application.
- Ideal for easy renovation, and environment friendly.

### Compatible flooring:

- Mainly for vinyl floors.
- Carpet tiles (with PVC backing).

### Main segments of application:



## TECHNICAL INFORMATION

### Product

Unit weight (g) 567 (12m<sup>2</sup>)

### Packaging

Pieces per box	12
Box size (cm)	48 x 17 x 33
Box weight (kg)	7.39
Pallet size (m)	1.0 x 1.12 x 0.86
Pallet weight (kg)	250
Min. order	1 box

## ARTICLE CODE

Languages	SAP Code	EAN Code
English, French, German, Dutch, Polish	1460 003	094922378797
English, Swedish, Spanish, Italian, Portuguese	1460 008	1094922319929



## INSTALLATION

- The subfloor must be level, flat, clean, free from marks, dry, solid, smooth and not exposed to moisture.
- The building, subfloor, flooring and adhesive must be acclimatized to a minimum 15°C.
- Store adhesive at 15°C minimum temperature for 24 hours prior to installation.
- Ensure subfloor, flooring and surrounding areas are clean and dust free. Damp-mop the subfloor if dust is present (you can check with a white cloth).
- Shake the aerosol can well and remove the cap.
- Hold the can horizontal approximately 50-76 cm above the substrate and spray adhesive smoothly walking right to left, respecting density of flakes.
- Allow adhesive to dry until there is no transfer when touched lightly.
- Lay down your flooring into the adhesive
- Complete bond by applying pressure.

## CLEANING & MAINTENANCE

Adhesive stains can be removed with damp sponge when still fresh or with white gas later on.





## Technical Datasheet

# Corners for Clean Room Internal preformed coves

## CLEAN CORNERS

### DESCRIPTION

Internal Floormitres are designed to make the fitting of vinyl in floor corners as simple and as hygienic as possible. These products are designed to make the fitting of vinyl in corners easier, quicker and smoother. These durable corner junctions are unique allowing the perfect uniform finish every time.

#### Key features:

- Hygienic: inhibits the build up and hibernation of bacteria in internal corners
- Ideal for clean room environments
- Increases the speed of installation

#### Compatible flooring:

- Homogeneous and heterogeneous vinyl in rolls.
- Linoleum.
- Static dissipative products

#### Main segments of application:



### TECHNICAL INFORMATION

#### Product

Size (mm)	145 (height) x 100 (width) x 7 (thickness)
Unit weight (g)	210

#### Packaging

Pieces per box	250
Box size (mm)	480 length x 310 width x 270 height
Box weight (kg)	6,3
Pallet size (cm)	120 length x 100 width
Pallet weight (kg)	224
Min. order	1 box


### INSTALLATION

- See installation instructions

### CLEANING & MAINTENANCE

No cleaning or maintenance required.

### ARTICLE CODE

	SAP Code	EAN Code
 Dark Grey	26623007	3423128531237



## Technical Datasheet

# Cappings for LVT LVT skirting cap

## SKIRTINGS & COVING

### DESCRIPTION

Aluminium skirting cap to be combined with skirting bottom in order to use floor covering on the wall as skirting.

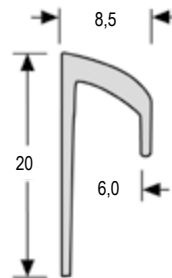
#### Key features:

- Perfect protection of the edge of the product.
- Elegant visual finish.
- To be used with LVT skirting bottom.

#### Compatible flooring:

- LVT Click
- LVT Loose-Lay

#### Main segments of application:



mm



### TECHNICAL INFORMATION

#### Product

Size (mm) 2500 length x 6 width inside  
x 8.5 width outside x 20 height

Unit weight (g) 310

#### Packaging

Pieces per box 10 (25 lm)

Box size (m) 2.75 x 0.065 x 0.095



Box weight (kg) 4.55

Min. order 1 box

### CLEANING & MAINTENANCE

For regular cleaning, use standard neutral detergents (ph7) and a dedicated tool specific for capping cleaning.

### ARTICLE CODE

		SAP Code	EAN Code
	Silver NCS: S 2500-N	26626011	3423128465730
	Stainless steel NCS: S 6005-Y20R	26626012	34231284657

### INSTALLATION

- Before to be glued, the surface must be flat, clean, sound, dry, solid, hard, smooth, moderate absorbent, free of grease and not exposed to high humidity.
- Use an acrylic adhesive.
- Use a primer before installation.





## Technical Datasheet

# Decorative skirting

## Skirting bottom

SKIRTINGS & COVING

### DESCRIPTION

Aluminium skirting bottom to be combined with the cap for skirting.  
To be glued.

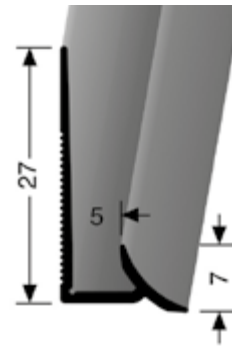
#### Key features:

- 100 % color-matching with floor covering.
- Compatible for perfect finish in stairs.
- Elegant visual finish.

#### Compatible flooring:

- LVT Click
- LVT Loose-Lay

#### Main segments of application:



mm

### TECHNICAL INFORMATION

#### Product

Size (mm) 2500 length x 5 inside x 7 lower lip x 27 height

Unit weight (g) 350

#### Packaging

Pieces per box 10 (25 lm)

Box size (m) 2.75 x 0.065 x 0.095

Box weight (kg) 4.5

Min. order 1 box (25 lm)



### CLEANING & MAINTENANCE

For regular cleaning, use standard neutral detergents (ph7) and a dedicated tool specific for skirting cleaning.

### INSTALLATION

- Before to be glued, the surface must be flat, clean, sound, dry, solid, hard, smooth, moderate absorbent, free of grease and not exposed to high humidity.
- Use an acrylic adhesive.
- Use a primer before installation.


### ARTICLE CODE










		SAP Code	EAN Code
	Silver NCS: S 2500-N	26626021	3423128465716
	Stainless steel NCS: S 6005-Y20R	26626022	3423128465723


### SPECIAL STRIPS DECORATIVE STRIPS FOR LVT

Create visual effects with contrasts of colour - to highlight interior features, shape perceptions of room size or personalise your flooring design in plank or tile arrangements. 1 m length x 2 mm width x 2.5 mm thick, 50 / box.

#### LVT feature strips



	Black	1421 001		Taupe	1421 007
	Silver	1421 002		Dark grey	1421 009
	Gold	1421 003		Royal blue	1421 011
	Copper	1421 012		Red	1421 010
	Eggshell	1421 013			



 **Tarkett**



## Technical Datasheet

# Decorative skirting Set - on skirtings for LVT

SKIRTINGS & COVING

## DESCRIPTION

Compact PVC skirting with decorative film and PUR treatment.


### Key features:

- Colors coordinated with LVT ranges for perfect finish
- Light weight, more flexible than MDF skirting
- Waterproof (72 hours water immersion without damage)
- Ideal for slightly irregular walls

### Compatible flooring:

- Homogeneous & heterogeneous vinyls in rolls
- LVT

### Main segments of application:



## TECHNICAL INFORMATION

### Product

Size (mm) 1960 length x 10 thickness x 60 height  
Unit weight (g)

### Packaging

Pieces per box 5 (9.75 lm)  
Box size (mm) 2000 length x 70 width x 60 height  
Box weight (kg) 2.6  
Pallet size (mm) 2060 length x 730 width x 975 height  
Pallet weight (kg) 1078  
Min. order 1 Box

## INSTALLATION

- To be stuck on the wall with mastic adhesive.
- DO NOT USE solvent adhesive.

## CLEANING & MAINTENANCE

- For daily cleaning, use standard neutral detergents (ph 7)/ damp mopping.
- Do not use solvents.

SKIRTING		
Description	Code	EAN
Stylish Oak-Natural	26646101	3423128621730
Stylish Oak-Grey	26646102	3423128621747
Stylish Oak-Beige	26646103	3423128621754
Stylish Oak-White	26646104	3423128621761
Bleached Oak-Grege	26646105	3423128621778
Bleached Oak-Natural	26646106	3423128621785
Bleached Oak-Brown	26646107	3423128621792
Weathered Oak-Natural	26646108	3423128621808
Weathered Oak-Brown	26646109	3423128621815
Weathered Oak-Antracite	26646110	3423128621822
Bohemian Pine-White	26646111	3423128621839
Bohemian Pine-Grege	26646112	3423128621846
Timeless Concrete-Light Grey	26646121	3423128621938
Timeless Concrete-Antracite	26646122	3423128621945
Old Stone-Antracite	26646124	3423128621969
Contemporary Oak-Natural	26646020	3423128620924
English Oak-Natural	26646011	3423128620832
Patina Ash-Grey	26646018	3423128620900
English Oak-Grey Beige	26646012	3423128620849
Contemporary Oak-Grey	26646022	3423128620948
Contemporary Oak-Grege	26646021	3423128620931

See the next page  
for article codes



Tarkett



# Decorative skirting Set - on skirtings for LVT

## SKIRTINGS & COVING

### ARTICLE CODE

SKIRTING			SKIRTING		
Description	Code	EAN	Description	Code	EAN
Scandinavian Oak-Medium Grey	26646015	3423128620870	Belgian Stone-Laom	26646035	3423128621075
Rustic Oak-Light Grey	26646027	3423128620993	Belgian Stone-Dune	26646036	3423128621082
Vintage Zinc-Silver	26646002	3423128620146	Belgian Stone-Silt	26646037	3423128621099
Scandinavian Oak-Medium Beige	26646017	3423128620894	Travertin Grande-Sand	26646082	3423128621549
Composite-Cool Grey	26646014	3423128620863	Marquina Grande-Black	26646068	3423128621402
Patina Ash-Brown	26646019	3423128620917	Carrara Grande-White	26646044	3423128621167
Scandinavian Oak-Dark Grey	26646016	3423128620887	Moonstone-Dark Blue	26646078	3423128621501
Oxide-Steel	26646024	3423128620962	Wagon Board-Floated	26646081	3423128621532
Rustic Oak-Beige	26646026	3423128620986	Century-Dawn	26646059	3423128621310
Vintage Zinc-Black	26646003	3423128620153	Cast Concrete-Cement	26646058	3423128621303
Brushed Pine-Grey	26646005	3423128620177	Emperador-Grey	26646047	3423128621198
Oxide-Black Steel	26646025	3423128620979	Emperador-Beige	26646048	3423128621204
Antik Oak-Beige	26646007	3423128620191	Emperador-Green	26646049	3423128621211
English Oak-Brown	26646010	3423128620825	Breccia-Grey	26646052	3423128621242
English Oak-Classical	26646009	3423128620818	Terrazzo Classical-Nero	26646079	3423128621518
English Oak-Grege	26646013	3423128620856	Terrazzo Classical-Terracotta	26646080	3423128621525
Antik Oak-Natural	26646008	3423128620801	Fibra-Natural	26646083	3423128621556
Brushed Pine-Brown	26646004	3423128620160	Fibra-Terracotta	26646084	3423128621563
Oxide-Copper	26646023	3423128620955	Fibra-Black	26646085	3423128621570
Antik Oak-Dark Grey	26646006	3423128620184	Fibra-Green	26646086	3423128621587
Rock-Grey	26646001	3423128618549	Highland Oak-Cream	26646087	3423128621594
Antik Oak-Anthracite	26646125	3423128621976	Highland Oak-Arabica	26646088	3423128621600
Antik Oak-White	26646126	3423128621983	Highland Oak-Noisette	26646090	3423128621624
English Oak-Beige	26646127	3423128621990	Highland Oak-Golden	26646091	3423128621631
English Oak-Light Beige	26646128	3423128622003	Highland Oak-Smoke	26646089	3423128621617
Modern Oak-White	26646129	3423128622010	Delicate Oak-Sugar	26646096	3423128621686
Modern Oak-Beige	26646130	3423128622027	Delicate Oak-Almond	26646092	3423128621648
Modern Oak-Classical	26646131	3423128622034	Delicate Oak-Toffee	26646093	3423128621655
Scandinavian Oak-Light Beige	26646132	3423128622041	Delicate Oak-Barley	26646094	3423128621662
Contemporary Oak-Brown	26646133	3423128622058	Delicate Oak-Clay	26646095	3423128621679
Composite-Black	26646134	3423128622065	Pearl Oak Eir-Dune	26646097	3423128621693
Chatillon Oak-Natural	26646060	3423128621327	Pearl Oak Eir-Pekan	26646098	3423128621709
Chatillon Oak-Beige	26646062	3423128621341	Pearl Oak Eir-Latte	26646099	3423128621716
Nomad Oak-Linen	26646069	3423128621419	Pearl Oak Eir-Candis	26646100	3423128621723
Nomad Oak-Oat	26646070	3423128621426	Charred Wood-Black	26646053	3423128621259
Nomad Oak-Coffee	26646072	3423128621440	Highland Oak-Light Natural	26646135	3423128622072
Swiss Oak-Natural	26646075	3423128621471	Highland Oak-Natural	26646136	3423128622089
Swiss Oak-Smoked	26646076	3423128621488	Highland Oak-Taupe	26646137	3423128622096
Chestnut-Smoked	26646063	3423128621358	Delicate Oak-Natural	26646138	3423128622102
Chestnut-Original	26646064	3423128621365	Delicate Oak-Chesnut	26646139	3423128622119
Brushed Elm-Natural	26646054	3423128621266	Delicate Oak-Brown	26646140	3423128622126
Brushed Elm-Beige	26646056	3423128621280	Venezo-Fresh	26646143	3423128622157
Liguria Slate-Black	26646067	3423128621396	Luni-White	26646144	3423128622164
Sediment-Beige	26646073	3423128621457	Valencia-Anthracite	26646145	3423128622171
Sediment-Grey	26646074	3423128621464	Patina Ash-Warm Natural	26646185	3423128631432
Rustic Oak-Warm Natural	26646028	3423128621006	Alpine Oak-Warm Natural	26646186	3423128631449
Variant Oak-Beige	26646038	3423128621105	Season Oak-Natural	26646187	3423128639926
Variant Oak-Light Grey	26646039	3423128621112	Season Oak-Light Brown	26646188	3423128639940
Variant Oak-Natural	26646040	3423128621129	Season Oak-Beige	26646189	3423128639957
Chatillon Oak-Brown	26646061	3423128621334	Yukon Oak-Dark Grey	26646190	3423128639964
Nomad Oak-Hazel	26646071	3423128621433	Yukon Oak-Natural	26646191	3423128639971
Creek Oak-Beige	26646041	3423128621136	Yukon Oak-Light Grey	26646192	3423128639988
Creek Oak-Natural	26646042	3423128621143	Limousin Oak-Natural	26646193	3423128639995
Creek Oak-Brown	26646043	3423128621150	Limousin Oak-Grege	26646194	3423128640007
Swiss Oak-Stained	26646077	3423128621495	Patchwork-White	26646195	3423128640014
Forest Oak-Nutmeg	26646029	3423128621013	Patchwork-Brown	26646196	3423128640021
Forest Oak-Pistaccio Shell	26646030	3423128621020	Denver-Cool Grey	26646197	3423128640038
Forest Oak-Natural	26646031	3423128621037	Medina-Grey	26646198	3423128640045
Classic Pine-Natural	26646065	3423128621372	Medina- Khaki Blue	26646199	3423128640052
Classic Pine-Sunburned	26646066	3423128621389	Medina-Navy	26646200	3423128640069
Douglas Pine-Creme	26646045	3423128621174	Brushed Pine-White	26646201	3423128639919
Douglas Pine-Soaped	26646046	3423128621181			
American Walnut-Marron	26646050	3423128621228			
American Walnut-Cinnamon	26646051	3423128621235			
Brushed Elm-Grege	26646055	3423128621273			
Brushed Elm-Brown	26646057	3423128621297			
Patina Concrete-Light Grey	26646032	3423128621044			
Patina Concrete-Medium Grey	26646033	3423128621051			
Patina Concrete-Dark Grey	26646034	3423128621068			

See the next page  
for article codes





# Decorative skirting Set - on skirtings for LVT

## SKIRTINGS & COVING


### TECHNICAL INFORMATION

#### Product

Size (mm) 2020 length x 10 thickness x 60 height  
Unit weight (g) 570

#### Packaging

Pieces per box 10 (20.20 lm)  
Box size (m) 2.05 length x 0.06 width x 0.12 height  
Box weight (kg) 6  
Min. order 1 Box



SKIRTING		
Description	Code	EAN
Country Oak - Cold Grey	26640802	3423128528176
Country Oak - Light Beige	26640713	3423128528183
Retro - Black White	26640714	3423128528190
Retro - Indigo	26640734	3423128529302
Smoked Oak - Dark Grey	26640735	3423128529319
Smoked Oak - Light Grey	26640728	3423128529357
Soft Oak - Natural	26640731	3423128529340
Cerused Oak - Brown	26640783	3423128544336
Cerused Oak - Beige	26640784	3423128544343
Country Oak - Beige	26640785	3423128544350
Washed Pine - Snow	26640786	3423128544367
Colored Pine - Grey	26640789	3423128544398
Teak - Natural	26640790	3423128544404
Beech - Natural	26640791	3423128544411
Scandinave Wood - Beige	26640792	3423128544428
Scandinave Wood - White	26640793	3423128544435
Scratched Metal - Grey	26640794	3423128544442
Retro - Orange Blue	26640795	3423128544459
Retro - Grey Beige	26640796	3423128544466
Slate - Grey	26640797	3423128544480
Slate - Anthracite	26640750	3423128504750
Country Oak - Light Brown	26640751	3423128504767
Charm Oak - Snow	26640749	3423128504743
Charm Oak - Cold Grey	26640747	3423128504729
Charm Oak - Beige	26640746	3423128504712
Cosy Oak - Beige	26640745	3423128504705
Cosy Oak - Brown	26640739	3423128503043
Cosy Oak - Grey	26640753	3423128504781
Cube 3d - Grey	26640754	3423128504798
Puzzle - Light Blue	26640758	3423128504835
Puzzle - Grey	26640760	3423128504859
Limed Oak - Beige	26640759	3423128504842
Limed Oak - Grey	26640743	3423128503081
Mountain Oak - Natural	26640742	3423128503074
Mountain Oak - Black	26640755	3423128504804
Christmas Pine - White	26640756	3423128504811
Christmas Pine - Natural	26640803	3423128578706
Beton - Grey	26640804	3423128578737
Beach Wood - Beige	26640805	3423128578744
Beach Wood - Grey	26640806	3423128578751
Delicate Wood - White	26646021	3423128620931
Delicate Wood - Grege	26646021	3423128620931
Delicate Wood - Black	26646021	3423128620931
Elegant Oak - Beige	26646021	3423128620931
Elegant Oak - Natural	26646021	3423128620931

SKIRTING		
Description	Code	EAN
Sawn Oak - Grey	26646021	3423128620931
Sawn Oak - Brown	26646021	3423128620931
Limed Oak - Honey	26646021	3423128620931
Living Oak - Brown	26646021	3423128620931
Living Oak - Grey	26646021	3423128620931
Living Oak - Natural	26646021	3423128620931
Scandinavian Oak - Light Grey	26640807	3423128578768
Scandinavian Oak - Light Beige	26640808	3423128578775
Scandinavian Oak - Medium Beige	26640809	3423128578782
Beton - Light Grey	26640810	3423128578799
Concrete - Sand	26640811	3423128578805
Concrete - Anthracite	26640812	3423128578812
Concrete - White	26640813	3423128578829
Marble - Black	26640814	3423128578836
Slate - Relaxed	26640815	3423128578843
Cotton - Brown	26640816	3423128578850
Cotton - Light Grey	26640817	3423128578867
Cotton - Medium Grey	26640818	3423128578874
Modern Terazzo - Grey	26640819	3423128578881
Modern Terazzo - Black	26640820	3423128578898
Metal Plate - Grid	26640821	3423128578904
Metal Plate - Sand	26640822	3423128578911
Aluminium	26640701	3423128529036
White	26640700	3423128529029

See the next page  
for article codes







# Decorative skirting Set - on skirtings for LVT

## SKIRTINGS & COVING


### TECHNICAL INFORMATION

#### Product

Size (mm)	2020 length x 10 thickness x 80 height
Unit weight (g)	570

#### Packaging

Pieces per box	5 (10.10 lm)
Box size (mm)	2040 length x 90 width x 60 height
Box weight (kg)	3.55
Pallet size (mm)	2060 length x 730 width x 910 height
Pallet weight (kg)	970
Min. order	1 Box



ULTIMATE SKIRTING		
Description	Code	EAN
Vermont Oak-Light Beige	35949000	34231 28592429
Vermont Oak-Med Grey	35949001	34231 28592436
Vermont Oak-Natural	35949002	34231 28592443
Lakeside Oak-Limewashed	35949003	34231 28592450
Lakeside Oak-Greywashed	35949004	34231 28592467
Lakeside Oak-Lightwashed	35949005	34231 28592474
Liguria_oak-Nutmeg	35949006	34231 28592504
Liguria_oak-Vanilla	35949007	34231 28592511
Cascade_oak-Smoked	35949008	34231 28592528
Cascade_oak-Aged	35949009	34231 28592535
Cascade_oak-Shaded	35949010	34231 28592542
Galloway Oak-Grey Brown	35949011	34231 28592559
Galloway Oak-Warm Brown	35949012	34231 28592573
Galloway Oak-Medium Beig	35949013	34231 28592580
Tarragona-Dark	35949014	34231 28592597
Tarragona-Light	35949015	34231 28592603
Dura-Medium	35949016	34231 28592610
Dura-Dark	35949017	34231 28592627
Scandinavian Oak-Grey	35949033	34231 28595857
Scandinavian Oak-Brown	35949034	34231 28595864
Scandinavian Oak-Beige	35949035	34231 28595871

ULTIMATE SKIRTING		
Description	Code	EAN
Contemporary Oak-Malt	35949036	34231 28595888
Contemporary Oak-Barley	35949037	34231 28595895
Contemporary Oak-Cane	35949038	34231 28596700
Copper Oak-Natural	35949039	34231 28596717
Copper Oak-Light	35949040	34231 28596724
English Oak-Hazel	35949041	34231 28596731
English Oak-Vanilla	35949042	34231 28596748
English Oak-Honey	35949043	34231 28596755
Polished Concrete-Indium	35949044	34231 28596762
Polished Concrete-Steel	35949045	34231 28596779
Polished Concrete-Graphit	35949046	34231 28596786
Loft-Medium	35949047	34231 28596793
Loft-Dark	35949048	34231 28596809
Loft-Light	35949049	34231 28596816
Cersai-Clay	35949050	34231 28596823
Cersai-Granite	35949051	34231 28596830
Tides-Satin	35949052	34231 28596847
Tides-Charcoal	35949053	34231 28596854


### TECHNICAL INFORMATION

#### Product

Size (mm)	2020 length x 10 thickness x 80 height
Unit weight (g)	570

#### Packaging

Pieces per box	10 (20.20lm)
Box size (mm)	2050 length x 60 width x 120 height
Box weight (kg)	6
Min. order	1 Box



ULTIMATE SKIRTING		
Description	Code	EAN
Stylish Oak-Natural	26643000	34231 28551112
Stylish Oak-Grey	26643001	34231 28551129
Stylish Oak-Beige	26643002	34231 28551136
Stylish Oak-White	26643003	34231 28551143
Light Oak-Brown	26643012	34231 28552577
Light Oak-Lt Grey	26643013	34231 28552584
Light Oak-Warm Brown	26643014	34231 28552591

ULTIMATE SKIRTING		
Description	Code	EAN
Riviera Oak-Grey	26643015	34231 28552607
Riviera Oak-Warm Brown	26643016	34231 28552614
Riviera Oak-Lt Brown	26643017	34231 28552621





## Technical Datasheet

# Decorative set-in skirtings Preformed linoleum skirting - SIS

SKIRTINGS & COVING

## DESCRIPTION

Flexible set-in skirting made of linoleum, reinforced with polymer on backside.

### Key features:

- Skirtings ready for use, saving time and money.
- Neat and tidy finish.
- Hot welded to the floor and all covering for perfect hygiene and easy cleaning and maintenance.
- Available in 3 formats: 60/80/100.

### Compatible flooring:

- Linoleum (compact and acoustic\*)

### Main segments of application:



## TECHNICAL INFORMATION

### Product

Size (mm) 2400 length x 100 width  
x 2/2.5/3.8 thickness x 60 height  
2400 length x 100 width  
x 2/2.5/3.8 thickness x 80 height  
2400 length x 100 width  
x 2/2.5/3.8 thickness x 100 height  
Also available on request on 200 mm,  
onto the floor.

Unit weight (g) 780 (60 mm version)

### Packaging

Pieces per box 10 (24 lm)

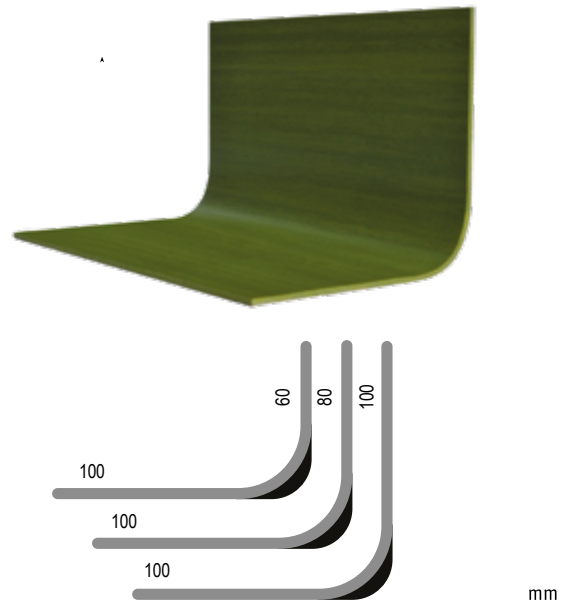
Min. order 2 boxes (48 lm)

## INSTALLATION

- To be glued to the wall using an acrylic contact adhesive: spread adhesive within the pre-marked sections of the subsurface with an appropriate brush.
- Spread adhesive on the backside of the corner.
- Hot weld to the floor covering.

## CLEANING & MAINTENANCE

For daily cleaning, use standard neutral detergents (ph 7) and a dedicated tool specific for corner cleaning.



## ARTICLE CODE

	Compact 2.0 mm	
	SAP Code	EAN Code
60 mm	1748 ---	***
80 mm	1747 ---	***
100 mm	1746 ---	***
	Compact 2.5 mm	
	SAP Code	EAN Code
60 mm	1745 ---	***
80 mm	1744 ---	***
100 mm	1743 ---	***
	Acoustic 3.8 mm	
	SAP Code	EAN Code
60 mm	1742 ---	***
80 mm	1741 ---	***
100 mm	1719 ---	***

\* Compact: 2 and 2.5 mm / Acoustic: 3.8 mm

\*\* Available on request with all colours.





## Technical Datasheet

# Decorative set-in skirtings Preformed Linoleum skirting - SIS outer corner

## SKIRTINGS & COVING

### DESCRIPTION

Preformed outer corner made of linoleum flooring, reinforced with polymer on backside.

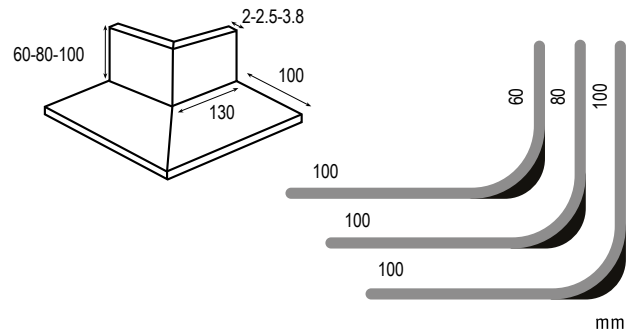
#### Key features:

- Skirting ready for use, saving time and money.
- Neat and tidy finish.
- High resistance to shocks.
- Hot welded to the floor and wall covering for perfect hygiene and easy cleaning and maintenance.
- Available in 3 formats: 60/80/100.
- All colours made on request only, for perfect colour coordination with your flooring

#### Compatible flooring:

- Linoleum (compact and acoustic\*)

#### Main segments of application:



### TECHNICAL INFORMATION

#### Product

Size (mm) 100 width x 2/2.5/3.8 thickness x 130 (inner) corner x 60 height  
100 width x 2/2.5/3.8 thickness x 130 (inner) corner x 80 height  
100 width x 2/2.5/3.8 thickness x 130 (inner) corner x 100 height  
Also available on request on 200 mm, onto the floor.

#### Packaging

Min. order 1 box (10 pieces)

### INSTALLATION

- To be glued to the wall using an acrylic contact adhesive: spread adhesive within the pre-marked sections of the subsurface with an appropriate brush.
- Spread adhesive on the backside of the corner.
- Hot weld to the floor covering.

### ARTICLE CODE

	Compact 2.0 mm	
	SAP Code	EAN Code
60 mm	1768 ---	***
80 mm	1767 ---	***
100 mm	1766 ---	***
	Compact 2.5 mm	
	SAP Code	EAN Code
60 mm	1765 ---	***
80 mm	1764 ---	***
100 mm	1763 ---	***
	Acoustic 3.8 mm	
	SAP Code	EAN Code
60 mm	1762 ---	***
80 mm	1761 ---	***
100 mm	1760 ---	***

\* Compact: 2 and 2.5 mm / Acoustic: 3.8 mm  
\*\* Available on request with all colours.

### CLEANING & MAINTENANCE

For daily cleaning, use standard neutral detergents (ph 7) and a dedicated tool specific for corner cleaning.





## Technical Datasheet

# Decorative set-in skirtings Preformed PVC skirting

SKIRTINGS & COVING

## DESCRIPTION

Flexible set-in skirting made of PVC, reinforced with polymere on backside, made on request.

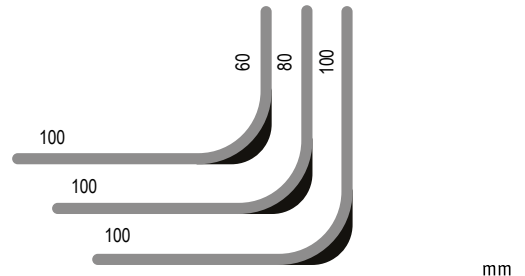

### Key features:

- Skirting ready for use, saving time and money.
- Neat and tidy finish.
- Hot welded to floor and wall covering for perfect hygiene and easy cleaning and maintenance.
- Available in 3 formats: 60/80/100.
- Progressive bevelling of the foam on top of acoustic versions for perfect and easy welding.

### Compatible flooring:

- Homogeneous & heterogeneous vinyls in rolls.
- Both compact and acoustic versions.

### Main segments of application:



## TECHNICAL INFORMATION

### Product

Size (mm)	2400 length x 100 width x 2.5/3.8 thickness x 60 height 2400 length x 100 width x 2.5/3.8 thickness x 80 height 2400 length x 100 width x 2.5/3.8 thickness x 100 height
-----------	---

Unit weight (g)	780 (60 mm version)
-----------------	---------------------

### Packaging

Pieces per box	10 (24 lm)
Min. order	2 boxes (48 lm)

## INSTALLATION

- To be glued to the wall using an acrylic contact adhesive: spread adhesive within the pre-marked sections of the subsurface with an appropriate brush.
- Spread adhesive on the backside of the corner.
- Hot weld to the floor covering.

## CLEANING & MAINTENANCE

For daily cleaning, use standard neutral detergents (ph 7) and a dedicated tool specific for corner cleaning.

## ARTICLE CODE

	Compact		Acoustic		
	SAP Code	EAN Code	SAP Code	EAN Code	
References	60 mm	26616 ---	***	26613 ---	***
of vinyl colours	80 mm	26615 ---	***	26612 ---	***
(3 last digits)*	100 mm	26614 ---	***	26611 ---	***

\*Available on request with all colours







## Technical Datasheet

# Decorative set-in skirtings Preformed PVC skirting - outer corner

## SKIRTINGS & COVING

### DESCRIPTION

Flexible outside corner made of PVC, reinforced with polymere on backside.

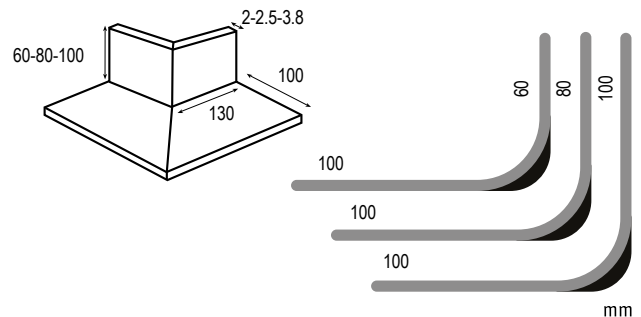

#### Key features:

- Skirting ready for use, saving time and money.
- Neat and tidy finish.
- High resistance to shocks.
- Hot welded for perfect hygiene and easy cleaning and maintenance.
- Available in 3 formats: 60/80/100.
- Progressive bevelling of the foam on top of acoustic versions for perfect and easy welding.

#### Compatible flooring:

- Homogeneous & heterogeneous vinyls in rolls.
- Both compact and acoustic versions.

#### Main segments of application:



### TECHNICAL INFORMATION

#### Product

Size (mm)	100 width x flooring thickness x 130 inner (corner) x 60 height
	100 width x flooring thickness x 130 inner (corner) x 80 height
	100 width x flooring thickness x 130 inner (corner) x 100 height

Unit weight (g)	300 (100 mm version)
-----------------	----------------------

#### Packaging

Pieces per box	10
Min. order	2 boxes (48 lm)

### INSTALLATION

- To be glued to the wall using an acrylic contact adhesive: spread adhesive within the pre-marked sections of the subsurface with an appropriate brush.
- Spread adhesive on the backside of the corner.
- Hot weld to the floor covering.

### CLEANING & MAINTENANCE

For daily cleaning, use standard neutral detergents (ph 7) and a dedicated tool specific for corner cleaning.

### ARTICLE CODE

	Compact 2.5 mm		Acoustic 3.8 mm		
	SAP Code	EAN Code	SAP Code	EAN Code	
References	60 mm	26610 ---	***	26607 ---	***
of vinyl colours	80 mm	26609 ---	***	26606 ---	***
(3 last digits)*	100 mm	26608 ---	***	26605 ---	***

\*Available on request with all colours



## Technical Datasheet

# Decorative set-on skirtings

## Semi-rigid skirting - KS61 / KS100

SKIRTINGS & COVING

### DESCRIPTION

PVC semi-rigid skirting for decorative use with upper and lower soft lips.  
Can be used on smooth surface.

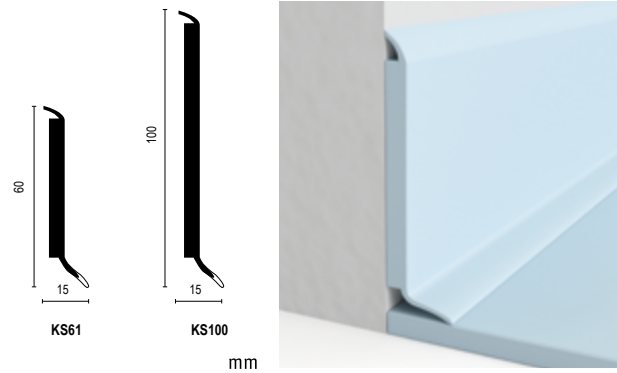
#### Key features:

- Very wide color palette coordinated with Tarkett floor coverings.
- Easy installation thanks to its semiflexible structure.
- Easy cleaning and maintenance.
- Available in 2 heights: 6 cm / 10 cm

#### Compatible flooring:

- Homogeneous & heterogeneous vinyls in rolls
- LVT

#### Main segments of application:



### TECHNICAL INFORMATION

Product	KS61	KS100
Size (mm)	2500 length x 15 width x 60 height	x 100 height
Unit weight (kg)	0.504	0.740

#### Packaging

Pieces per box	20 pieces x 2,5 m (50 lm)	20 pieces x 2.5 m (50 lm)
Box size (m)	2.50 x 0.1 x 0.08	2.5 x 0.15 x 0.13
Box weight (kg)	9.15	13.4
Pallet size (m)	2.5 x 0.8 x 0.5	2.4 x 0.8 x 0.6
Pallet weight (kg)	287	235
Boxes per pallet	28	15

### INSTALLATION

- Use a Polymer adhesive or Mastic adhesive, with help of a caulking gun.
- Spread the adhesive on the backside of the skirting.
- Snake shape on the backside of the skirting.
- Use a specific cutting tool to pre-cut the corners.

### CLEANING & MAINTENANCE

For regular cleaning, use standard neutral detergents (ph 7) and a dedicated tool specific for skirting cleaning.

See the next page  
for article codes



































# Decorative set-on skirtings

## Semi-rigid skirting -

### KS61 / KS100

#### SKIRTINGS & COVING

#### ARTICLE CODE

KS61		KS61		KS100	
	<b>Oak long strip natural</b> RAL: NCS: S4020-Y10R	1411 052		<b>Grege</b> RAL: 070 80 10 NCS: S 2005 Y40 R	206009 017
	<b>Concrete cool grey</b> RAL: NCS: S3500-N	1411 053		<b>Medium beige</b> RAL: 070 80 30 NCS: S 2020 Y30 R	206009 018
	<b>Aluminium</b> RAL: NCS:	1411 051		<b>Bright orange</b> RAL: NCS: S 3040-Y70R	1411047
	<b>White</b> RAL: 9010 NCS: S 0410-R50B	206009 004		<b>Red</b> RAL: 030 40 60 NCS: S 1080 Y90 R	1411 019
	<b>Black</b> RAL: 9004 NCS: S 8500 N	206009 005		<b>Bright yellow</b> RAL: NCS: S2050-Y10R	1411 048
	<b>Dark grey</b> RAL: 7043 NCS: S 7500 N	206009 006		<b>Intense olive</b> RAL: NCS: S3030-G90Y	1411 050
	<b>Medium grey</b> RAL: 7012 NCS: S 6502 B	206009 007		<b>Green yellow</b> RAL: 100 70 60 NCS: S 2050 G70 Y	1411 036
	<b>Grey</b> RAL: 7004 NCS: S 4500-N	206009 008		<b>Bright turquoise</b> RAL: NCS: S3040-B40G	1411 055
	<b>Light grey</b> RAL: 7500 NCS: S 3500 N	206009 009		<b>Intense petrole</b> RAL: NCS: S5020-B30G	1411 056
	<b>Very light grey</b> RAL: 7035 NCS: S 2002 Y	206009 010		<b>Green blue</b> RAL: 200 60 20 NCS: S 3030-B50G	206009 026
	<b>Light beige</b> RAL: 080 80 20 NCS: S 2010 Y20 R	206009 011		<b>Blue green</b> RAL: 190 60 10 NCS: S 3010 B70 G	1411 035
	<b>Beige</b> RAL: 070 60 20 NCS: S 4020 Y20 R	206009 012		<b>Sky blue</b> RAL: 230 70 15 NCS: S 2020 B	1411 042
	<b>Dark beige</b> RAL: NCS: S4005-Y20R	206009 013		<b>Medium blue</b> RAL: 250 50 20 NCS: S 4030 R90 B	1411 041
	<b>Dark brown</b> RAL: 060 40 05 NCS: S 7005 Y50 R	206009 014		<b>Dark blue</b> RAL: 270 40 25 NCS: S 5030 R80 B	206009 030
	<b>Intense Plum</b> RAL: NCS: S 6020-R10B	1411 049	<b>Delivery</b>	20 units of 2.50 lm	
	<b>Rose wood</b> RAL: 060 60 10 NCS: S 3010 Y50 R	1411 032			



## Technical Datasheet

# Decorative set-on skirtings

## Set-on skirting for Linoleum - SOS 60/80\*

SKIRTINGS & COVING

### DESCRIPTION

MDF skirting tailor-made following the colour of the floor.

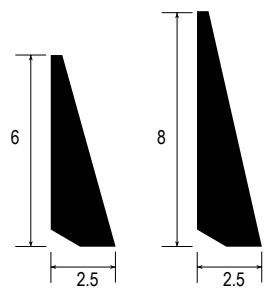
#### Key features:

- All colours made on request only, for perfect colourcoordination with your flooring.
- High resistance to shocks and scratches.
- High durability over the years.
- Easy cleaning and maintenance


#### Compatible flooring:

- Linoleum compact

#### Main segments of application:



cm



### TECHNICAL INFORMATION

#### Product

Size (mm)	SOS 60	2200 length x 25 lower thickness x 60 height
	SOS 80	2200 length x 25 lower thickness x 80 height
Unit weight (g)	SOS 60	130
	SOS 80	590

#### Packaging

Pieces per box		12 (26.40 lm)
Box size (m)	SOS 60	2.2 x 0.1 x 0.6
	SOS 80	2.2 x 0.1 x 0.8
Box weight (kg)	SOS 60	9.8
	SOS 80	13.9
Min. order		1 box

### CLEANING & MAINTENANCE

For daily cleaning, use standard neutral detergents (ph 7) and a dedicated tool specific for skirting cleaning.

### ARTICLE CODE

	SOS60		SOS80	
	SAP Code	EAN Code	SAP Code	EAN Code
Colour to be created on request	1736 ---	8022211144467	1737 ---	8022211141930

### INSTALLATION

- Stuck on the wall with mastic adhesive.
- DO NOT USE solvent adhesive.

\*Made on request





## Technical Datasheet

# Decorative set-on skirtings

## Flexible skirting - PL6/PL8/PL10

### SKIRTINGS & COVING

#### DESCRIPTION

Very flexible PVC skirting used where clean finishing is required in non critical areas.


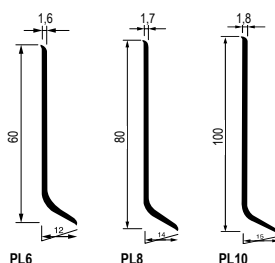
##### Key features:

- Good resistance to shocks and scratches.
- Easy installation thanks to its very flexible structure.
- No cutting, easy passing on inside and outside corners.
- Various format available.
- Easy cleaning and maintenance.

##### Compatible flooring:

- Homogeneous & heterogeneous vinyls in rolls.

##### Main segments of application:



#### TECHNICAL INFORMATION

##### Product

Size (mm)	PL6	50 lm length x 12 width lower lip x 1.6 thickness x 60 height
	PL8	50 lm length x 14 width lower lip x 1.7 thickness x 80 height
	PL10	50 lm length x 15 width lower lip x 1.7 thickness x 100 height

Unit weight (g)	PL6	180
	PL8	235
	PL10	320

##### Packaging

Pieces per box	PL6/8/10	(50 lm)
Box size (m)	PL6	0.52 x 0.52 x 0.09
	PL8	0.52 x 0.52 x 0.11
	PL10	0.52 x 0.52 x 0.15
Box weight (kg)	PL6	9
	PL8	12
	PL10	16
Pallet size (m)	PL6/8/10	1.1 length x 1.1 width x 1.1/1.3 height (40 cart.)
Pallet weight (kg)	PL6	400
	PL8	520
	PL10	680
Min. order	1 box	

#### INSTALLATION

- Skirting fully glued: use a Polymer Adhesive or Mastic Adhesive, with help of a caulking gun.
- Spread the adhesive on the backside of the skirting.
- Heat backside of the skirting before you glue in inner and outer corners, to increase flexibility.
- In inside corners, slightly cut the lower lip.

#### ARTICLE CODE

			SAP Code	EAN Code
Matched to wood NCS: S 3010-Y30R*	PL8	1458 000	3423128398786	
	PL10	1450 000	3423128398724	
Black RAL: 9004	PL6	1449 001	3423128398670	
	PL8	1458 001	3423128398816	
	PL10	1450 001	3423128398731	
Medium grey NCS: S 6500N*	PL6	1449 002	3423128398687	
	PL8	1458 002	3423128398809	
	PL10	1450 002	3423128398748	
Silver grey NCS: S1502Y*	PL6	1449 003	3423128398694	
	PL8	1458 003	3423128398816	
	PL10	1450 003	3423128398755	
Light grey NCS: S 2500N*	PL6	1449 004	3423128398700	
	PL8	1458 004	3423128398823	
	PL10	1450 004	3423128398762	
White RAL: 9003	PL6	1449 005	3423128398717	
	PL8	1458 005	3423128398830	
	PL10	1450 005	3423128398779	

\* The NCS references shown above are only given as an indication

#### CLEANING & MAINTENANCE

For daily cleaning, use standard neutral detergents (pH7) and a dedicated tool specific for skirting cleaning.

The above information is subject to modification for the benefit of further improvement. (06/22).







## Technical Datasheet

# Decorative set-on skirtings IS 60

## SKIRTINGS & COVING

### DESCRIPTION

PVC Decorative skirting ideal to insert flooring for a perfect matching with the floor.

#### Key features:

- Providing an ideal finish.
- Easy installation.


#### Compatible flooring:

- Homogeneous & heterogeneous

#### Main segments of application:



mm



### TECHNICAL INFORMATION

#### Product

Size (mm)	60 height x 10 thickness x 2500 Length
Unit weight (g)	604

#### Packaging

Pieces per box	20	(50 lm)
Box size (mm)	2575 x 150 x 90	
Box weight (kg)	12.8	
Pallet size (mm)	2500 x 800 x 600	
Pallet weight (kg)	306	
Min. order	1 box	

### ARTICLE CODE

	SAP Code	EAN Code
Medium grey RAL: 5000 NCS: S 5502 B	1448 000	3423128398458
Light grey RAL: 7500 NCS: S 3000 N	1448 001	3423128398465
White RAL: 9003 NCS: S 0500 N	1448 002	3423128398472

### INSTALLATION

- Use a Polymer adhesive or Mastic adhesive, with help of a caulking gun.
- Spread the adhesive on the backside of the skirting.
- Snake shape on the backside of the skirting.
- Use a specific cutting tool to pre-cut the corners.

### CLEANING & MAINTENANCE

For regular cleaning, use standard neutral detergents (ph 7) and a dedicated tool specific for skirting cleaning.





## Technical Datasheet

# Decorative set-on skirtings Ventilated skirting - VS100

SKIRTINGS & COVING

## DESCRIPTION

Ventilated skirting made of wood to be painted.

To be used in combination with loose laid floorings or with floor coverings on Tarkolay.


### Key features:

- Creation of genuine natural and drying ventilation thanks to its vents.
- Prevention of moisture and dampness.
- Skirting to be painted for customization.

### Compatible flooring:

- HE vinyl rolls loose-laid.
- Homogeneous and heterogeneous vinyls (rolls) on Tarkolay underlay solution.

### Main segments of application:



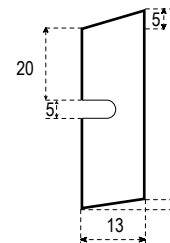
## TECHNICAL INFORMATION

### Product

Size (mm)	13 thickness x 3000 length
Unit weight (g)	281

### Packaging

Pieces per box	10 per box (30 lm)
Min. order	1 box



mm

## INSTALLATION

- Stuck on the wall with mastic adhesive.
- Do not install the floor covering over the wall to permit ventilation.

## ARTICLE CODE

	SAP Code	EAN Code
Wood (Unfinished, to be painted)	1252 030	7393799119583

## CLEANING & MAINTENANCE

For daily cleaning, use standard neutral detergents (ph 7) and a dedicated tool specific for skirting cleaning.





# Technical Datasheet

# Set on skirtings Renovation skirting

## SKIRTINGS & COVING

### DESCRIPTION

High density polystyrene foam 100% recyclable with a protective varnish skirting to be placed over existing skirting in renovation projects avoiding additional handling costs. High density polystyrene foam 100% recyclable with a protective varnish.

#### Key features:

- Elegant visual finish
- Ideal for renovation projects
- Reduced installation time
- Paintable

#### Compatible flooring:

- Heterogeneous and homogeneous vinyl in rolls
- Linoleum
- LVT

#### Main segments of application:



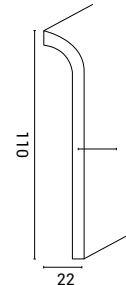
### TECHNICAL INFORMATION

#### Product

Size (mm)	2000 length x 22 width x 110 height
Unit weight (g)	322

#### Packaging

Pieces per box	18 pieces (36 lm)
Box size (cm)	203 x 21 x 13
Box weight (kg)	13
Pallet size (m)	2.2 x 1.2 x 0.8
Pallet weight (kg)	440
Boxes par pallet	32
Min. order	1 box



mm

### INSTALLATION

- Before gluing, check that the surface is clean and free of grease, sound and dry.
- Spread the adhesive on the backside of the skirting.
- Use a Polymer Adhesive or Acrylic glue-filler with help of a caulking gun.
- Depending on the substrate, use a primer before installation.

### CLEANING & MAINTENANCE

For daily cleaning: use standard neutral detergents (ph 7) and damp mopping.

### ARTICLE CODE

	SAP Code	EAN Code
White RAL: 9003 NCS: S 0500 N	1411 301	3423128632453



# Technical Datasheet

# Aluminium skirting iD Tilt skirtings

## SKIRTINGS & COVING

### DESCRIPTION

Aluminium skirting with connectors to provide a clean finish while offering a strong protection of the wall base against choc.

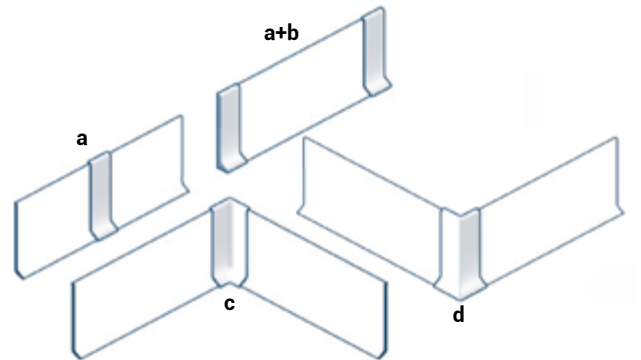
#### Key features:

- Providing neat finish.
- Easy installation.

#### Compatible flooring:

- iD Tilt Hit

#### Main segments of application:



mm

### TECHNICAL INFORMATION

Product	Skirtings	Corners (c+d)	End Caps (a+b)	Connector €
Size (mm)	Length 2700 x Width 10 x Height 80	20 x 80 x10	20 x 80 x 10	20 x 80 x 10
Unit weight (g)	860	26	9	11

#### Packaging

Pieces per box	10 (27 lm)	1	1	1
Box size (mm)	2700 x 80 x 70	410 x 280 x 230	410 x 280 x 230	410 x 280 x 230
Box weight (kg)	9.1	0.5	0.5	0.5
Pallet size (cm)	300 x 80 x 120	120 x 80 x 150	120 x 80 x 150	120 x 80 x 150
Pallet weight (kg)	505	55	55	55
Min. order	1 Box	1 Box	1 Box	1 Box

### INSTALLATION

- Installation of the skirtings to be done with corners, connectors and ending parts.
- Fix the skirting with an MS Polymer adhesive
- If not using Corners, cut corners at 45° with a miter saw
- For easier and faster connection, use the connectors and ending parts
- Do not block the flooring with the skirting and the adhesive

### ARTICLE CODE

	SAP Code	EAN Code
Skirtings	263994 001	3423128647303
Inner Corner	263993 001	3423128647327
Outer Corner	263993 002	3423128647334
Left End Cap	263992 001	3423128647341
Right End Cap	263992 002	3423128647358
Connectors	263992 003	3423128647365

Silver  
NCS: S 2500-N

### CLEANING & MAINTENANCE

For daily cleaning, use standard neutral detergents (ph 7) and damp mopping.





## Technical Datasheet

# PVC cove formers & cappings

## 2 in 1 - cove former & capping - PAD 8/10

SKIRTINGS & COVING

### DESCRIPTION

PVC profile providing a neat cove allowing floor coverings to be dressed up to the wall to form a skirting.

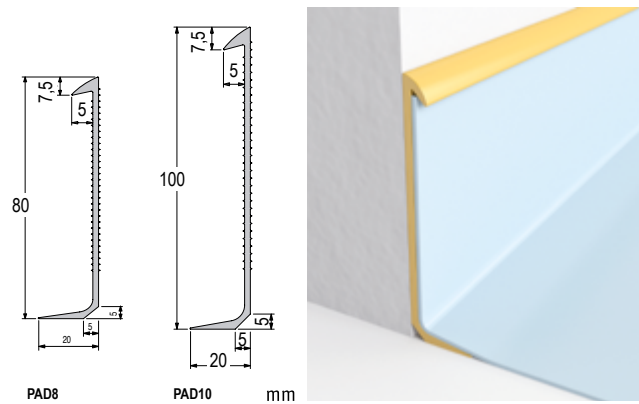
#### Key features:

- 2-in-1 system: both cove former and capping integrated solution.
- Floor covering supported at a weak point, forming round shape angle.
- Protection of the top of the floor covering.
- Easy cleaning and maintenance.

#### Compatible flooring:

- Homogeneous & heterogeneous vinyls in rolls (both compact & acoustic version).

#### Main segments of application:



### TECHNICAL INFORMATION

#### Product

Size (mm) 2000 length x 20 lower width x 5 upper width x 80 height  
2000 length x 20 lower width x 5 upper width x 100 height

Unit weight (g) 417



#### Packaging

Pieces per box		20 (40 lm)
Box size (m)	PAD8	1.15 x 0.11 x 0.13
	PAD10	2.13 x 0.11 x 0.13
Box weight (kg)	PAD8	14
	PAD10	15
Pallet size (m)	PAD 8	2 x 0.8 x 0.8
	PAD10	2 x 0.8 x 0.8
Weight per pallet (kg)	PAD8	380
	PAD10	420
Boxes per pallet	PAD8	25
	PAD10	24
Min. order		1 box

### CLEANING & MAINTENANCE

For regular cleaning, use standard neutral detergents (ph7) and a dedicated tool specific for capping cleaning.

### ARTICLE CODE

	PAD8		PAD10	
	SAP Code	EAN Code	SAP Code	EAN Code
	1438 001	3423128397567	1437 001	3423128397536
Light Grey RAL: 7500 NCS: S 3000 N				
	1438 002	3423128397574	1437 002	3423128397543
White RAL: 9003 NCS: S 0500 N				

### INSTALLATION

- Use an acrylic contact adhesive.
- Cut the profile to the desired length.
- Spread adhesive on the backside of the capping with an appropriate brush.







## Technical Datasheet

# PVC cove formers & cappings

## Semi-flexible PVC capping - CAP1

SKIRTINGS & COVING

### DESCRIPTION

Co-extruded semi-flexible PVC capping seal used to cover the edge of the resilient floor covering when it rises up to the wall. Usually used with a cove former PA series.

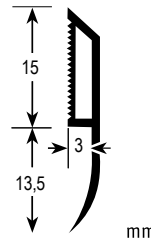
#### Key features:

- Nice visual finish.
- Easy installation thanks to its semi-flexible material.
- Good value for money.

#### Compatible flooring:

- Homogeneous & heterogeneous vinyls in rolls.

#### Main segments of application:



### TECHNICAL INFORMATION

#### Product

Size (mm)	2700 length x 3 thickness x 28.5 height
Unit weight (g)	122

#### Packaging

Pieces per box	25 (67.50 lm)
Box size (m)	2.7 x 0.08 x 0.08
Box weight (kg)	3.6
Pallet size (m)	3.0 x 0.6 x 1.4
Boxes per pallet	80
Min. order	1 box

### INSTALLATION

- Use an acrylic contact adhesive.
- Cut the profile to the desired length.
- Spread adhesive on the backside of the capping with an appropriate brush.
- Fitted once the floor covering has been bonded.
- Use a primer before installation.

### CLEANING & MAINTENANCE

For regular cleaning, use standard neutral detergents (ph7) and a dedicated tool specific for capping cleaning.

### ARTICLE CODE

		SAP Code	EAN Code
	Medium grey RAL: 5000 NCS: S 5502 B	1443 000	3423128397604
	Light Grey RAL: 7500 NCS: S 3000 N	1443 001	3423128397611
	White RAL: 9003 NCS: S 0500 N	1443 002	3423128397628



## Technical Datasheet

# PVC cove formers & cappings Rigid PVC capping - CAP2

SKIRTINGS & COVING

## DESCRIPTION

Rigid self-adhesive PVC capping seal used to cover the edge of the floor covering when it rises up to the wall. Usually used with a cove former PA series.

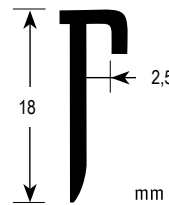
### Key features:

- Self-adhesive, no glue needed.
- Providing neat finish.
- Easy installation.

### Compatible flooring:

- Homogeneous & heterogeneous vinyls in rolls.

### Main segments of application:



## TECHNICAL INFORMATION

### Product

Size (mm)	2700 length x 2.5 thickness x 18 height
Unit weight (g)	164

### Packaging

Pieces per box	25 (67.50 lm)
Box size (m)	2.7 x 0.18 x 0.09
Pallet size (m)	2.7 x 0.65 x 1.2
Boxes per pallet	40
Min. order	1 box




## INSTALLATION

- To be glued, the surface must be flat, clean, sound, dry, solid, hard, smooth, moderate absorbent, free of grease and not exposed to high humidity.
- Cut the profile to the desired length.
- Remove the silicone-coated paper.
- Push the profile into place.
- Use a primer before installation.

## CLEANING & MAINTENANCE

For regular cleaning, use standard neutral detergents (ph7) and a dedicated tool specific for capping cleaning.

## ARTICLE CODE

		SAP Code	EAN Code
	Black RAL: 1500 NCS: S 9000 N	1444 000	3423128397635
	Silver NCS: S 2500-N	1444 002	3423128397659
	White RAL: 9003 NCS: S 0500 N	1444 001	3423128397642



## Technical Datasheet

# PVC cove formers & cappings

## Co-extruded PVC capping - CAP3

SKIRTINGS & COVING

### DESCRIPTION

Co-extruded PVC capping in 2 parts used to finish the top of a resilient floor covering where it has been covered up the wall. Usually used with a cove former PA series.


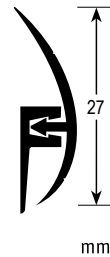
#### Key features:

- Easy installation thanks to its two-part construction.
- Perfect hygienic conditions guaranteed.
- Easy cleaning and maintenance.

#### Compatible flooring:

- Homogeneous & heterogeneous vinyls in rolls.

#### Main segments of application:



### TECHNICAL INFORMATION

#### Product

Size (mm)	2700 length x 27 height
Unit weight (g)	127

#### Packaging

Pieces per box	25 (67.50 lm)
Box size (m)	2.7 x 0.18 x 0.06
Pallet size (m)	2.7 x 0.65 x 1.2
Boxes per pallet	40
Min. order	1 box




### INSTALLATION

- Installation in 2 phases:
  - 1st part: glued to the wall
  - 2nd part: to be clipped
- Use a contact adhesive: spread adhesive within the pre-marked sections of the subsurface with an appropriate brush. Spread adhesive on the backside of the capping.
  - Stop at 1 cm from the angle of the wall.
  - When finishing skirting has to be fixed at 8 cm from the substrate; fix the « back » profile 1,5 cm below. No need to cut corners with the « back » profile.

### CLEANING & MAINTENANCE

For regular cleaning, use standard neutral detergents (ph7) and a dedicated tool specific for capping cleaning.

### ARTICLE CODE

		SAP Code	EAN Code
	Black RAL: 1500 NCS: S 9000 N	1445 000	3423128397666
	Wood colour matched RAL: 070 80 30 NCS: S 2020 Y 30 R	1445 002	3423128397680
	White RAL: 9003 NCS: S 0500 N	1445 001	3423128397673



## Technical Datasheet

# PVC cove formers & cappings

## PVC cove formers - PA

### SKIRTINGS & COVING

#### DESCRIPTION

PVC cove former used to form a cove where floor coverings rise up to the wall. Usually used with a capping seal or a cap to cover the raw edge of the floor covering.

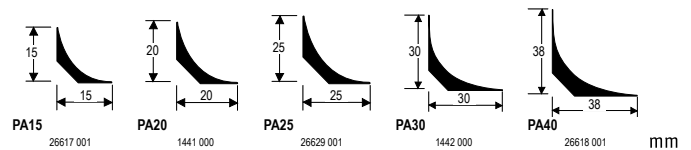

##### Key features:

- Perfect visual finish.
- Easy flooring maintenance and cleaning thanks to its round shape angle.
- Creates smooth angle under flooring for perfect hygiene and watertightness.
- 5 sizes available fulfilling every single demand and angle radius

##### Compatible flooring:

- Homogeneous & heterogeneous vinyls in rolls.
- Linoleum
- Wetroom floorings in rolls.

##### Main segments of application:



#### TECHNICAL INFORMATION

##### Product

Size (mm)	PA15	PA20	PA25	PA30	PA40
	2000 length x 15 width x 15 height	2000 length x 20 width x 20 height	2000 length x 25 width x 25 height	2000 length x 30 width x 30 height	2000 length x 40 width x 40 height

Unit weight (g)	PA15	PA20	PA25	PA30	PA40
	121	180	404	340	378


##### Packaging

Pieces per box	PA15	PA40	
	25 (50 lm)	30 (60 lm)	
		Box size (m)	Box weight (kg)
	PA15	2.5 x 0.125 x 0.115	2.4
	PA20	2.07 x 0.09 x 0.085	5.36
	PA25	2.85 x 0.18 x 0.09	9.76
	PA30	2.10 x 0.11 x 0.09	9
	PA40	2.10 x 0.13 x 0.14	10.75
		Pallet size (m)	Pallet weight (kg)
	PA15	2.5 x 0.8 x 0.5	130
	PA20	2.1 x 0.8 x 0.8	150
	PA25	2.1 x 0.8 x 0.8	275
	PA30	2.05 x 0.69 x 0.81	270
	PA40	2.13 x 1.26 x 0.75	519
Min. order	1 box		

#### INSTALLATION

- To be placed behind the floor covering.
- Use an acrylic contact adhesive.
- Cut the profile to the desired length.
- Heat the cove former before application if needed.
- Spread adhesive on the backside of the coving with an appropriate brush.
- Cut the corners with help of a corner box/saw or dedicated scissors.
- Use a primer before installation.

#### ARTICLE CODE

		PA15		PA20		
		SAP Code	EAN Code	SAP Code	EAN Code	
		26617 001	3423128425918	1441 000	3423128397581	
			PA25		PA30	
			SAP Code	EAN Code	SAP Code	EAN Code
		Dark grey RAL: 5000 NCS: S 5502 B	26629 001	3423128429343	1442 000	3423128397598
		P40				
		SAP Code	EAN Code			
		26618 001	3423128425925			

#### CLEANING & MAINTENANCE

No cleaning or maintenance required.

The above information is subject to modification for the benefit of further improvement. (06/22).



## Technical Datasheet

# Stairs nosings Aluminium stairnose MS1

STAIRS

## DESCRIPTION

Decorative aluminium stairnose with ribs for high traffic areas.  
To be screwed over the floor covering.

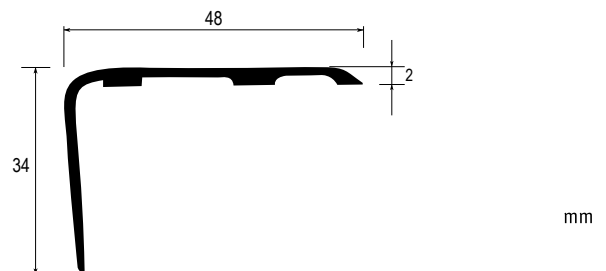

### Key features:

- Long riser fitted over existing floor covering (once bonded) and alongside platforms such as stands and podium.
- Ribbed surface for slip-resistance.
- Elegant visual finish.

### Compatible flooring:

- Heterogeneous and homogeneous vinyls in rolls.
- Linoleum

### Main segments of application:



## TECHNICAL INFORMATION

### Product

Size (mm) 34 height x 48 width x 2.0 thickness x 3000 length

Unit weight (g) 440

### Packaging

Pieces per box 10 (30 lm)

Box size (m) 2.88 x 0.2 x 0.09

Min. order 1 box


## INSTALLATION

- To be screwed direct to stairs.
- To be screwed on wooden stairs.
- To be screwed with a plug on cement stairs.
- Caution when you drill, DO NOT damage the cement substrate.

## CLEANING & MAINTENANCE

- For daily cleaning, use standard neutral detergents (ph7) or damp mopping.
- Use a brush to clean the grooves.

## ARTICLE CODE

	SAP Code	EAN Code
 Silver NCS: S 2500-N	1434 001	3423128398564





## Technical Datasheet

# Stairs nosings Inside & outside stair corner - SB1/2

## STAIRS

### DESCRIPTION

Flexible PVC decorative corners, covering the edge of the floor covering. To be glued. Inside corner: Used to protect the bottom of the wall alongside the staircase. Outside corner: Used to protect the edge of the floor covering and to hide it.

#### Key features:

- Designed to form a neat and attractive edge.
- Color combination with PVC stair nosing.
- Easy to clean and maintain.

#### Compatible flooring:

- Suitable for use with Tarkett's Tapiflex stair coverings.
- Heterogeneous and homogeneous vinyls in rolls.
- Linoleum.

#### Main segments of application:



### TECHNICAL INFORMATION

#### Product

Size (mm)	SB1	380 height x 380 width x 45 thickness
	SB2	400 height x 400 width x 60 thickness
Unit weight (g)	SB1	200
	SB2	100

#### Packaging

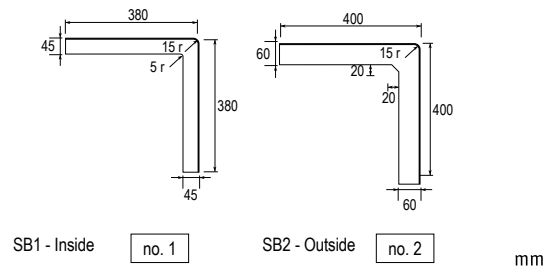
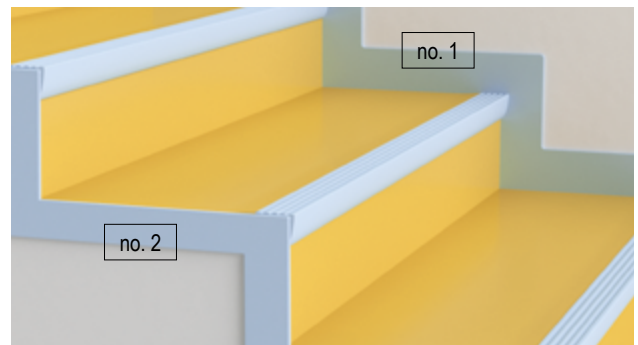
Pieces per box		20
Box size (m)	SB1/2	0.52 x 0.52 x 0.09
Box weight (kg)	SB1	4.0
	SB2	2.0
Pallet size (m)		1.1 x 1.1 x 0.8 (40 cart.)
Pallet weight (kg)	SB1	200
	SB2	100
Min. order		1 box

### INSTALLATION

- Use contact adhesive.
- SB1 inside borders need to be adapted to the angle of the stairs. Grind the "inner corner" of the SB1.
- SB2 outside borders need to be cut at 45° for a better look.

### CLEANING & MAINTENANCE

- For daily cleaning, use standard neutral detergents (ph7) or damp mopping.



### ARTICLE CODE

		SAP Code	EAN Code
	Black	SB1 inside	SB1 inside
	RAL: 9004	1432 004	3423128398489
	NCS: S 8500 N	SB2 outside	SB2 outside
		1433 004	3423128398526
	Medium grey	SB1 inside	SB1 inside
	RAL: 7012	1432 005	3423128398496
	NCS: S 6500 N	SB2 outside	SB2 outside
		1433 005	3423128398533
	Light grey	SB1 inside	SB1 inside
	RAL: 7040	1432 006	3423128398502
	NCS: S 2500 N	SB2 outside	SB2 outside
		1433 006	3423128398540



## Technical Datasheet

# Stairs nosings Round-shaped stairnose NM1

STAIRS

## DESCRIPTION

Flexible PVC stairnose with ribes. To be fixed with adhesive.

### Key features:

- Specially designed for round-shaped stair noses, with bending radius 8R.
- Easy to install thanks to its flexible structure.
- Ribbed surface for slip-resistance.
- Easy to clean and maintain.

### Compatible flooring:

- Typically used with resilient floor coverings.
- Heterogeneous and homogeneous vinyls in rolls.
- Linoleum.

### Main segments of application:



## TECHNICAL INFORMATION

### Product

Size (mm) 40 height x 60 width x 5.5 thickness x 3000 length

Unit weight (g) 556

### Packaging

Pieces per box 12 (36 lm)

Box size (m) 3.08 x 0.12 x 0.12

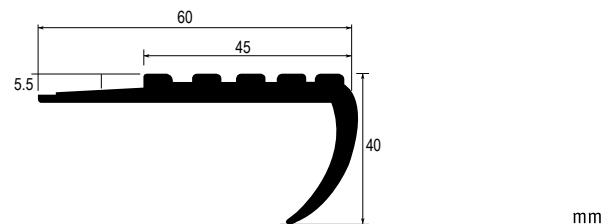

Pallet size (m) 3.0 x 1.0 x 0.8

Boxes per pallet 25

Min. order 1 box

## INSTALLATION

- Surface must be flat, clean, sound, dry, solid, hard, smooth, moderate absorbent and not exposed to high humidity. Use contact adhesive only.
- Only ribbed part is fully adhered to substrate. The lower lip is loose to prevent the profile to move and to resist better at the pressure.
- Respect shapes and angles of the stairs.
- Always start from the bottom of the staircase.
- Trace a straight line on the flat part of the step to get a perfect alignment.
- Glue the flat part of the step first following the premarked line and adjust the lower lip.
- When installing the floor covering: «Break» it and force it into the inner angle of the step. Heat backside of the staircase to make it more flexible.
- DO NOT heat the surface to avoid gloss effect.



## CLEANING & MAINTENANCE

- For daily cleaning, use standard neutral detergents (ph7) or damp mopping.
- Use a brush to clean the grooves.

## ARTICLE CODE

		SAP Code	EAN Code
	Black RAL: 9004 NCS: S 8500 N	1401 004	3423128397253
	Medium grey RAL: 7012 NCS: S 6500 N	1401 005	3423128397260
	Light grey RAL: 7040 NCS: S 2500 N	1401 006	3423128397277





## Technical Datasheet

# Stairs nosings Slight round-shaped stairnose - NM20

## STAIRS

### DESCRIPTION

Flexible PVC stairnose with ribes. To be fixed with adhesive.

#### Key features:

- Designed for slight round-shaped stair noses in housing, with bending radius 4R.
- Easy to install thanks to its flexible structure.
- Ribbed surface for slip-resistance.
- Easy to clean and maintain.

#### Compatible flooring:

- Typically used with resilient floor coverings.
- Heterogeneous and homogeneous vinyls in rolls.
- Linoleum.

#### Main segments of application:



### TECHNICAL INFORMATION

#### Product

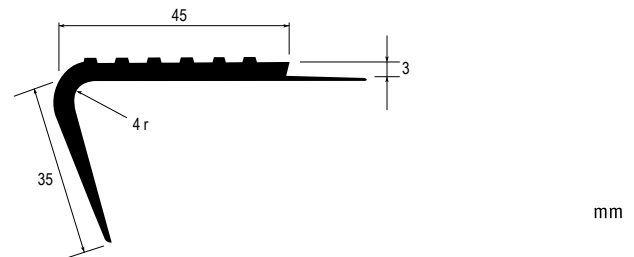

Size (mm)	35 height x 45 width x 3.0 thickness x 3000 length
Unit weight (g)	360

#### Packaging

Pieces per box	12 (36 lm)
Box size (m)	3.10 x 0.13 x 0.13
Pallet size (m)	3.0 x 1.0 x 0.8
Boxes per pallet	25
Min. order	1 box

### INSTALLATION

- Surface must be flat, clean, sound, dry, solid, hard, smooth, moderate absorbent and not exposed to high humidity. Use contact adhesive only.
- Only ribbed part is fully adhered to substrate. The lower lip is loose to prevent the profile to move and to resist better at the pressure.
- Respect shapes and angles of the stairs.
- Always start from the bottom of the staircase.
- Trace a straight line on the flat part of the step to get a perfect alignment.
- Glue the flat part of the step first following the premarked line and adjust the lower lip.
- When installing the floor covering: «Break» it and force it into the inner angle of the step. Heat backside of the staircase to make it more flexible.
- DO NOT heat the surface to avoid gloss effect.



### CLEANING & MAINTENANCE

- For daily cleaning, use standard neutral detergents (ph7) or damp mopping.
- Use a brush to clean the grooves.

### ARTICLE CODE

		SAP Code	EAN Code
	Black RAL: 9004 NCS: S 8500 N	1404 004	3423128397338
	Medium grey RAL: 7012 NCS: S 6500 N	1404 005	3423128397345
	Light grey RAL: 7040 NCS: S 2500 N	1404 006	3423128397352



## Technical Datasheet

# Stairs nosings Sharp-angled stairnose NM45

STAIRS

## DESCRIPTION

Flexible PVC stairnose with ribes. To be fixed with adhesive.

### Key features:

- Designed for slight round-shaped stair noses in housing, with bending radius 2R.
- Easy to install thanks to its flexible structure.
- Ribbed surface for slip-resistance.
- Easy to clean and maintain.

### Compatible flooring:

- Typically used with resilient floor coverings.
- Heterogeneous and homogeneous vinyls in rolls.
- Linoleum.

### Main segments of application:



## TECHNICAL INFORMATION

### Product

Size (mm) 65 height x 50 width x 3.0 thickness x 3000 length

Unit weight (g) 419

### Packaging

Pieces per box 12 (36 lm)

Box size (m) 3.10 x 0.14 x 0.14

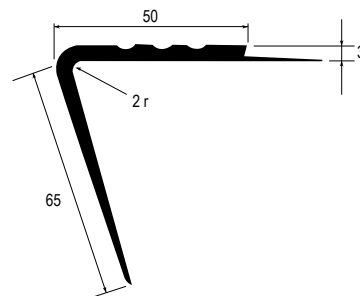

Pallet size (m) 3.0 x 1.0 x 0.8

Boxes per pallet 25

Min. order 1 box

## INSTALLATION

- Surface must be flat, clean, sound, dry, solid, hard, smooth, moderate absorbent and not exposed to high humidity. Use contact adhesive only.
- Only ribbed part is fully adhered to substrate. The lower lip is loose to prevent the profile to move and to resist better at the pressure.
- Respect shapes and angles of the stairs.
- Always start from the bottom of the staircase.
- Trace a straight line on the flat part of the step to get a perfect alignment.
- Glue the flat part of the step first following the premarked line and adjust the lower lip.
- When installing the floor covering: «Break» it and force it into the inner angle of the step. Heat backside of the staircase to make it more flexible.
- DO NOT heat the surface to avoid gloss effect.



mm

## CLEANING & MAINTENANCE

- For daily cleaning, use standard neutral detergents (pH7) or damp mopping.
- Use a brush to clean the grooves.

## ARTICLE CODE

		SAP Code	EAN Code
	Black RAL: 9004 NCS: S 8500 N	1403 004	3423128397291
	Medium grey RAL: 7012 NCS: S 6500 N	1403 005	3423128397307
	Light grey RAL: 7040 NCS: S 2500 N	1403 006	3423128397314



## Technical Datasheet

# Stair nosings for LVT Stairnose high traffic

## STAIRS

### DESCRIPTION

Aluminium stairnose for LVT used in high traffic. To be screwed.


#### Key features:

- Very resistant to wear and high traffic.
- Ribbed surface for slip-resistance.
- Elegant finish.

#### Compatible flooring:

- Typically used with resilient floor coverings.
- LVT loose lay.

#### Main segments of application:



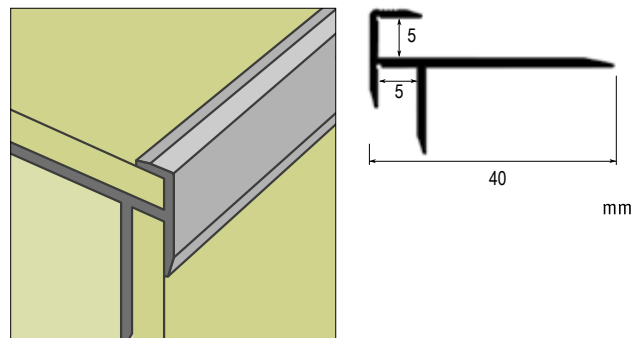
### TECHNICAL INFORMATION

#### Product

Size (mm)	40 width x 5 inside thickness x 2500 length
Unit weight (g)	773

#### Packaging



Pieces per box	10 (25 lm)
Min. order	1 box



### INSTALLATION

- Full kit including stairnose profile, screws and dowels.
- Use a primer before installation.
- To be screwed onto stairnose.

### ARTICLE CODE

		SAP Code	EAN Code
	Silver NCS: S 2500-N	1434 021	3423128465662
	Stainless steel NCS: S 6005-Y20R	1434 022	3423128465679

### CLEANING & MAINTENANCE

- For daily cleaning, use standard neutral detergents (pH7) or damp mopping.
- Use a brush to clean the grooves.
- May be lightly burnished with steel wool to help maintain its appearance.

The above information is subject to modification for the benefit of further improvement. (06/22).





## Technical Datasheet

# Stair nosings for LVT Stairnose very high traffic

STAIRS

## DESCRIPTION

Aluminium stairnose for LVT used in very high traffic. To be screwed.


### Key features:

- Very resistant to wear and high traffic.
- Ribbed surface for slip-resistance.
- Elegant finish.

### Compatible flooring:

- LVT Click
- LVT Loose-lay

### Main segments of application:



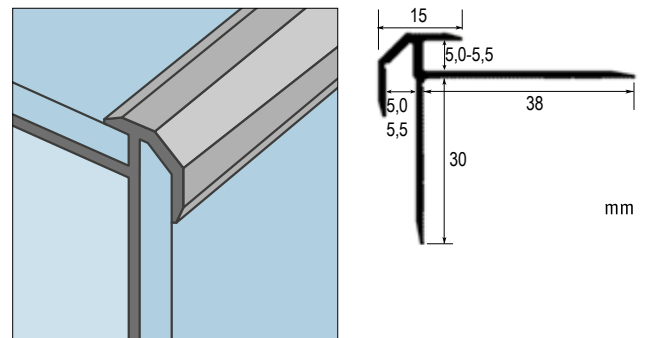
## TECHNICAL INFORMATION

### Product

Size (mm)	30 height x 38 width x 5/5.5 thickness x 2500 length
Unit weight (g)	370

### Packaging



Pieces per box	5 (12.5 lm)
Box Size (m)	2.75 x 0.14 x 0.06
Box weight (kg)	3
Min. order	1 box



## INSTALLATION

- Full kit including stairnose profile, screws and dowels.
- Use a primer before installation.
- To be screwed onto stairnose.

## ARTICLE CODE

		SAP Code	EAN Code
	Silver NCS: S 2500-N	1434 011	3423128465648
	Stainless steel NCS: S 6005-Y20R	1434 012	3423128465655

## CLEANING & MAINTENANCE

- For daily cleaning, use standard neutral detergents (pH7) or damp mopping.
- Use a brush to clean the grooves.
- May be lightly burnished with steel wool to help maintain its appearance.

The above information is subject to modification for the benefit of further improvement. (06/22).



## Technical Datasheet

# Static control strips for rolls Copper strips

STATIC CONTROL

## DESCRIPTION

Copper thread strip used to facilitate static dissipative properties. Installed under the floor covering. To be glued.


### Key features:

- Better conductivity of floorings.

### Compatible flooring:

- Static dissipative products (Homogeneous and linoleum floor coverings)

### Main segments of application:



## TECHNICAL INFORMATION

### Product

Size (mm)	33000 length x 12 width x 0.074 thickness (with adhesive) x 0.0042 thickness (without adhesive) 110 lm for one surface 800 sqm ie 4 bobbins
Unit weight (g)	175

### Packaging

Pieces per box	25
Box size (cm)	170 width x 320 height x 170 length
Box weight (kg)	4.375
Min. order	1 bobbin (33 lm)

## CLEANING & MAINTENANCE

No cleaning or maintenance required.

## ARTICLE CODE

	SAP Code	EAN Code
Copper / Cuivre	1256 727	7393799068546

## INSTALLATION

- Use an Acrylic adhesive.
- Install one copper strip every 20 lm.



## Technical Datasheet

# Aluminium profiles for LVT General traffic transition strip for Click and Loose-Lay LVT

## TRANSITION PROFILES

### DESCRIPTION

Aluminium transition strip for use in general traffic areas for LVT Click & Loose-Lay.  
To be screwed.


#### Key features:

- Elegant finish with smooth surface and no visual screws.
- Easy to clean and maintain.
- Available in 2 elegant colors.

#### Compatible flooring:

- LVT Click
- LVT Loose-Lay

#### Main segments of application:



### TECHNICAL INFORMATION

#### Product

Size (mm) 2700 length x 24 width  
x 6 height

Unit weight (g) 203

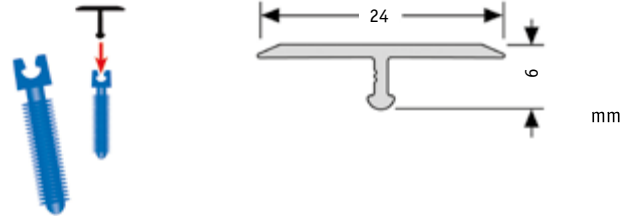
#### Packaging

Pieces per box 10 (27 lm)

Box size (m) 2.75 x 0.065 x 0.095

Box weight (kg) 5.05

Min. order 1 box



### INSTALLATION

- Full kit including top profiles and dowls (14 dowls in a bag)
- Surface must be flat, clean, sound, dry, solid, hard, smooth, moderate absorbent, grease free and not exposed to high humidity.
- Use a primer before installation.
- Keep 8.25 mm on both flooring edges.
- Screw the transition strip.

### ARTICLE CODE

		SAP Code	EAN Code
	Silver NCS: S 2500-N	1451 021	3423128465600
	Stainless steel NCS: S 6005-Y20R	1451 022	3423128465617

### CLEANING & MAINTENANCE

- For daily cleaning, use standard neutral detergents (ph 7) and damp mopping.
- Use a brush to clean the grooves.
- Lightly burnish the profile with steel wool to help maintain its appearance.





## Technical Datasheet

# Aluminium profiles for LVT High-traffic transition strip for Click and Loose-Lay LVT

## TRANSITION PROFILES

### DESCRIPTION

Aluminium transition strip in two parts for use in very high-traffic areas for Click & Loose-Lay LVT.  
To be screwed.

#### Key features:

- Superior resistance to high-traffic and rolling load.
- Ribbed surface for slip-resistance.
- Two parts system to be screwed for long lasting performance.
- Easy to clean and maintain.
- Available in 2 elegant colors.

#### Compatible flooring:

- LVT Click
- LVT Loose-Lay

#### Main segments of application:



### TECHNICAL INFORMATION

#### Product

Size (mm)	2700 length x 25 width x 4 height (down position) 2700 length x 25 width x 9.5 height (upper position)
Unit weight (g)	702

#### Packaging

Pieces per box	10 (27 lm)
Box size (m)	2.70 x 0.02 x 0.04/0.095
Box weight (kg)	8.02
Min. order	1 box

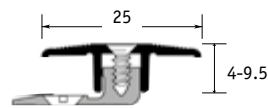

### INSTALLATION

- Full kit including bottom and top profiles with screws.
- Surface must be flat, clean, sound, dry, solid, hard, smooth, moderate absorbent, grease free and not exposed to high humidity.
- Use a primer before installation.
- Keep 8.25 mm on both flooring edges.
- Screw the transition strip.

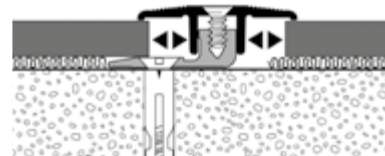
### CLEANING & MAINTENANCE

- For daily cleaning, use standard neutral detergents (ph 7) and damp mopping.
- Use a brush to clean the grooves.
- Lightly burnish the profile with steel wool to help maintain its appearance.



The above information is subject to modification for the benefit of further improvement. (06/22).



mm



### ARTICLE CODE

		SAP Code	EAN Code
	Silver NCS: S 2500-N	1451 011	3423128465570
	Stainless steel NCS: S 6005-Y20R	1451 012	3423128465587



## Technical Datasheet

# Transition profile aluminium For iD Tilt heavy traffic

## TRANSITION PROFILES

### DESCRIPTION

Aluminium Transition profile designed to support heavy rolling loads which facilitate the access between two heavy duty interlocking iD TILT HIT flooring areas.


#### Key features:

- Providing neat finish.
- Easy installation.

#### Compatible flooring:

- iD Tilt Hit

#### Main segments of application:



### TECHNICAL INFORMATION

#### Product

Size (mm)	Length 3000 x Width 100 x Thickness 5
Unit weight (g)	3450

#### Packaging

Pieces per box	5 (15 lm)
Box size (m)	3110 x 170 x 50
Box weight (kg)	17.75
Pallet size (cm)	300 x 80 x 120
Pallet weight (kg)	228
Min. order	1 box


### INSTALLATION

- To be screwed
- Do not block the flooring by screwing tight the upper part onto the Tilt HIT surface
- Always keep a minimum of 5 mm gap between the side of the Tilt HIT and the groove end

### CLEANING & MAINTENANCE

- Each piece is protected with a PET film.
- For daily cleaning, use standard neutral detergents (ph 7) and damp mopping.

### ARTICLE CODE

	SAP Code	EAN Code
 Silver NCS: S 2500-N	263997 001	3423128646610



## Technical Datasheet

# PVC profile for rolls Glued transition profile TTP

## TRANSITION PROFILES

### DESCRIPTION

Flexible PVC transition strip used to join different floorings of the same or slightly different thicknesses. To be glued.

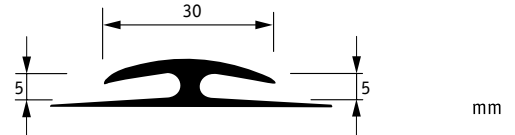

#### Key features:

- Easy to install thanks to its flexible structure and floor coverings to be inserted.
- Hygienic and easy to maintain: suitable for health care applications.
- Ability to combine compact and acoustic floorings.
- Suitable for use in heavy-traffic areas.

#### Compatible flooring:

- Heterogeneous and homogeneous vinyls in rolls
- Linoleum

#### Main segments of application:



### TECHNICAL INFORMATION

#### Product

Size (cm) 2500 length x 3 width  
x 0.5 height

Unit weight (g) 170

#### Packaging

Pieces per box 1 (25 lm)

Box size (m) 0.5 x 0.5 x 0.10

Box weight (kg) 8.5



Pallet size (m) 1.1 x 1.1 x 1.3 (40 cart.)

Pallet weight (kg) 380

Boxes per pallet 40

Min. order 1 box

### ARTICLE CODE

		SAP Code	EAN Code
	Dark grey RAL: 5000 NCS: S 5502 B	1452 000	3423128398595
	Light Grey RAL: 7500 NCS: S 3000 N	1452 001	3423128398601

### INSTALLATION

- Use with contact adhesive only.

### CLEANING & MAINTENANCE

For daily cleaning, use standard neutral detergents (ph 7) and damp mopping.







## Technical Datasheet

# Ramp for LVT Aluminium ramp profile for LVT Click & Loose-Lay

## TRANSITION PROFILES

### DESCRIPTION

Aluminium ramp profile used in very heavy traffic areas for LVT Click & Loose-Lay. To be screwed.


#### Key features:

- Suitable for immediate use in high-traffic areas.
- Ribbed surface for slip-resistance.
- Long ramp for easy rolling transfers.
- Available in 2 elegant colors.
- Easy to install solution (one piece).

#### Compatible flooring:

- LVT Click
- LVT Loose-Lay

#### Main segments of application:



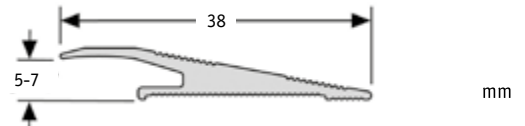
### TECHNICAL INFORMATION

#### Product

Size (mm)	2700 length x 38 width x 5-7 height
Unit weight (g)	594

#### Packaging

Pieces per box	10 (27 lm)
Box size (m)	2.75 x 0.065 x 0.145
Box weight (kg)	12.88
Min. order	1 box





### INSTALLATION

- Full kit including : Ramp profiles + Screws / Dowls diameter 5 mm - One hole every 150 mm (18 screws and dowls per piece in a bag).
- Surface must be flat, clean, sound, dry, solid, hard, smooth, moderate absorbent, grease free and not exposed to high humidity.
- Use a primer before installation.
- Screw the transition strip.

### CLEANING & MAINTENANCE

- For daily cleaning, use standard neutral detergents (ph 7) and damp mopping.
- Use a brush to clean the grooves.
- Lightly burnish the profile with steel wool to help maintain its appearance.

### ARTICLE CODE

		SAP Code	EAN Code
	Silver NCS: S 2500-N	1454 011	3423128465624
	Stainless steel NCS: S 6005-Y20R	1454 012	3423128465631



## Technical Datasheet

# Ramp for rolls Metallic ramp profile WT

## TRANSITION PROFILES

### DESCRIPTION

Metallic ramp profile joining very thick floor coverings (up to 8 mm).  
To be screwed.


#### Key features:

- Compatible with floorings having major difference in thickness, up to 8 mm.
- Compatible with Omnisports and Laminate floorings.
- Large slope to make circulation easier.
- Ribbed surface for slip-resistance.
- Easy to install solution (one piece).
- Suitable for immediate use in high-traffic areas.

#### Compatible flooring:

- Omnisports floorings.
- Laminate.

#### Main segments of application:



### TECHNICAL INFORMATION

#### Product

Size (mm) 3000 length x 62 width  
x 10 thickness

Unit weight (g) 741

#### Packaging

Pieces per box 5 (15 lm)

Box size (m) 3.05 x 0.2 x 0.09

Pallet size (m) 3.1 x 1.0 x 0.6

Box weight (kg) 30

Min. order 1 box

### ARTICLE CODE

	SAP Code	EAN Code
Silver NCS: S 2500-N	1455 000	3423128398649

### INSTALLATION

- To be screwed directly for wood floorings.
- To be screwed with a plug for cement floorings.

### CLEANING & MAINTENANCE

- For daily cleaning, use standard neutral detergents (pH 7) and damp mopping.
- Use a brush to clean the grooves.
- Lightly burnish the profile with steel wool to help maintain its appearance.





## Technical Datasheet

# Ramp aluminium For iD Tilt heavy traffic

## TRANSITION PROFILES

### DESCRIPTION

Designed to support heavy rolling loads to access the heavy duty interlocking iD TILT HIT flooring.  
Designed for 6 mm thickness floor covering.

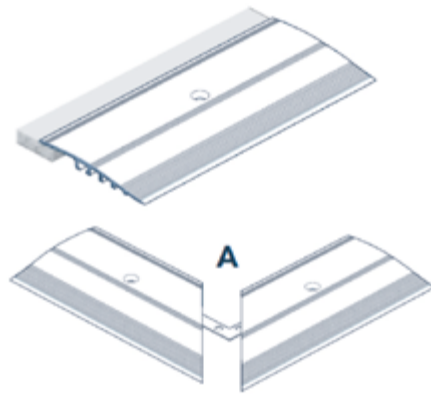
#### Key features:

- Providing neat finish.
- Easy installation.

#### Compatible flooring:

- iD tilt Hit

#### Main segments of application:



### TECHNICAL INFORMATION

Product	Frame	Corner
Size (mm)	Length 3000 x Width 76 x Thickness 6mm	Outter length 180 x Width 76 x Thickness 6mm
Unit weight (g)	1450	256


#### Packaging

Pieces per box	5 (15 lm)	1
Box size (mm)	3000 x 80 x 35	215 x 210 x 75
Box weight (kg)	7.75	0.756
Pallet size (cm)	300 x 80 x 120	120 x 80 x 150
Pallet weight (kg)	128	68
Min. order	1 Box	1 Box

### CLEANING & MAINTENANCE

- For daily cleaning, use standard neutral detergents (ph 7) and damp mopping.

### ARTICLE CODE

	SAP Code	EAN Code
 Silver NCS: S 2500-N	Ramp 263999001	Ramp 3423128428391
	Outter Corner 263998001	Outter Corner 3423128646719

### INSTALLATION

- To be screwed
- Do not block the flooring by screwing tight the upper part onto the Tilt HIT surface
- Always keep a minimum of 5 mm gap between the side of the Tilt HIT and the groove end



## Technical Datasheet

# Stop profile aluminium For iD Tilt heavy traffic

## TRANSITION PROFILES

### DESCRIPTION


Adjustable Aluminium stop profile up to 11.5 mm thickness for high traffic areas.

#### Key features:

- Providing neat finish.
- Easy installation.

#### Compatible flooring:

- iD tilt Hit



#### Main segments of application:



### TECHNICAL INFORMATION

Product	Frame
Size (mm)	Length 2700 x Width 22 x Thickness 11.5
Unit weight (g)	865

Packaging	
Pieces per box	10 (27 lm)
Box size (mm)	2800 x 135 x 90
Box weight (kg)	9.5
Pallet size (cm)	300 x 80 x 120
Pallet weight (kg)	508
Min. order	1 Box


### INSTALLATION

- To be screwed
- Do not block the flooring by screwing tight the upper part onto the Tilt HIT surface
- Always keep a minimum of 5 mm gap between the side of the Tilt HIT and the groove end

### CLEANING & MAINTENANCE

- For daily cleaning, use standard neutral detergents (ph 7) and damp mopping.

### ARTICLE CODE

	SAP Code	EAN Code
 Silver NCS: S 2500-N	263991001	3423128646801



## Technical Datasheet

# Stop profile for LVT Bendable stop profile for LVT Click and Loose-Lay

## TRANSITION PROFILES

### DESCRIPTION

Aluminium bendable stop profile for high-traffic areas for LVT Click, LVT Loose-Lay and Carpet Tiles. Can be used close to carpet tiles. To be screwed.

#### Key features:

- Bendable profile with a 80 cm radius.
- High resistance to wear and traffic.
- Ribbed surface for slip-resistance.
- Available in 2 elegant colors.

#### Compatible flooring:

- LVT Click
- LVT Loose-Lay
- Carpet tiles

#### Main segments of application:



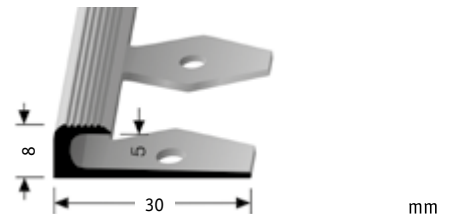
### TECHNICAL INFORMATION

#### Product

Size (mm)	2500 length x 30 width x 5 height inside x 8 height outside
Unit weight (g)	400

#### Packaging

Pieces per box	10 (25 lm)
Box size (m)	2.75 x 0.065 x 0.095
Box weight (kg)	9
Min. order	1 box



### INSTALLATION

- Full kit including stop profiles, screws and dowels.
- Surface must be flat, clean, sound, dry, solid, hard, smooth, moderate absorbent, grease free and not exposed to high humidity.
- Use a primer before installation.
- Screw the transition strip.

### ARTICLE CODE

		SAP Code	EAN Code
	Silver NCS: S 2500-N	1456 011	3423128465686
	Stainless steel NCS: S 6005-Y20R	1456 012	3423128465703

### CLEANING & MAINTENANCE

- For regular cleaning, use standard neutral detergents (ph 7) and damp mopping.
- Use a brush to clean the grooves.
- Lightly burnish the profile with steel wool to help maintain its appearance.





## Technical Datasheet

# Stop profile for rolls Flexible stop profile FT

## TRANSITION PROFILES

### DESCRIPTION

Flexible aluminium profile to secure and offer a neat finish at the end of a floor covering.  
To be glued.

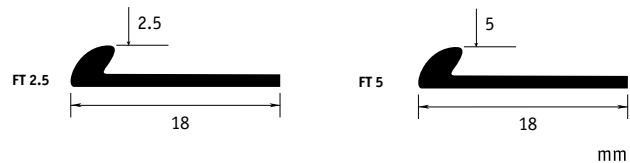

#### Key features:

- Can be manually curved on site to accommodate shaped and radius designs.
- Two heights available, one for compact (FT2.5) floorings and the other one for acoustic (FT5) floorings.
- Easy to install solution (one piece).
- Elegant and discreet finish.

#### Compatible flooring:

- Heterogeneous and homogeneous vinyls in rolls (compact & acoustic).
- Linoleum.

#### Main segments of application:



### TECHNICAL INFORMATION


#### Product

Size (mm)	FT 2.5	2.5 height x 18 width x 2500 length
	FT 5	5 height x 18 width x 2500 length
Unit weight (g)	FT 2.5	131

#### Packaging

Pieces per box	10 (25 lm)	
Box size (m)	FT 2.5	2.89 x 0.165 x 0.05
	FT 5	2.56 x 0.085 x 0.045
Min. order	1 box	

### ARTICLE CODE

	SAP Code	EAN Code
	FT 2.5 mm	FT 2.5 mm
	1456 000	3423128398656
	FT 5.0 mm	FT 5.0 mm
	1456 001	3423128398847

### INSTALLATION

- Use a contact adhesive.
- Nail at both ends and in the middle to avoid any movement.

### CLEANING & MAINTENANCE

- For daily cleaning, use standard neutral detergents (pH 7) and damp mopping.
- Use a brush to clean the grooves.
- Lightly burnish the profile with steel wool to help maintain its appearance.







## Technical Datasheet

# Acoustic comfort underlayer Elafono

UNDERLAY & OVERLAY SOLUTIONS

## DESCRIPTION

Underlayer made of cork to enhance acoustic comfort choosing the natural route.

### Key features:

- High-performance acoustic insulation reducing both impact sound reduction up to 15 dB, and in-room noise up to 65 dB, with any compact linoleum.
- 100% natural and sustainable backing layer.
- Highly flexible to ease installation.
- Superior performances in static indentation, thermal resistance and underfoot comfort.

### Subfloor type & applications:

- Commercial applications.
- Concrete surfaces.

### Compatible flooring:

- Compact linoleum in rolls.
- Heterogeneous and homogeneous vinyls in rolls.

### Main segments of application:



## TECHNICAL INFORMATION

### Product

Size (m)	30 length x 2 width
Thickness (mm)	2.0
Total density (g/m <sup>2</sup> )	1450

### Packaging

Min. order	1 roll (also available as 608 x 608 mm pre-cuts for access floor producers)
------------	---


## INSTALLATION

- Unroll and acclimatize in the room for at least 24 hours (> 18°)
- Switch off 48 hours before installation the underfloor heating system, and remain it off at least 48 hours after.
- The subfloor must be flat, level, clean, without marks, sound, dry, solid, hard, smooth and not exposed to moisture.
- Install underlayer with the jute backing facing upwards and edge to edge
- Install Elafono and Linoleum flooring in the same direction. Use acrylic adhesive for linoleum flooring. Pay attention to the waiting time for such adhesive - read the installation instructions.
- The joints of the Elafono and of the linoleum must have a gap of at least 50 cm.

## CLEANING & MAINTENANCE

No cleaning or maintenance required.

## ARTICLE CODE

	SAP Code	EAN Code
	Brown	1861030 8022211100548



## Technical Datasheet

# Acoustic comfort underlayer Tarkomousse

UNDERLAY & OVERLAY SOLUTIONS

## DESCRIPTION

Glue-down PVC foam underlayer specially designed for improving acoustic comfort in wet room areas.

### Key features:

- Improved acoustic comfort in wet areas: impact sound - by 19 dB with Granit Multisafe - and in-room noise.
- Enhanced comfort underfoot.
- Superior durability and safety.
- Compatible with Tarkett Wetroom concept to prevent rot, water retention and fungal growth.
- Made of PVC foam for high resistance.

### Subfloor type & applications:

- Residential and commercial applications.
- Concrete in wetrooms.

### Compatible flooring:

- Wetroom floorings.

### Main segments of application:



## INSTALLATION

- The subfloor must be dry and clean.
- Glue-down the underlayer to the substrate.
- Lay the floor covering using acrylic adhesive.

## TECHNICAL INFORMATION


### Product

Size (m)	35 length x 2 width
Thickness (mm)	2.0
Total density (g/m <sup>2</sup> )	1200

### Packaging

Min. order	1 roll (70 m <sup>2</sup> )
------------	-----------------------------

## ARTICLE CODE

	SAP Code	EAN Code
 White	3965001	3423128380910

## CLEANING & MAINTENANCE

No cleaning or maintenance required.



## Technical Datasheet

# Acoustic comfort underlayer Tarkomfort Premium

UNDERLAY & OVERLAY SOLUTIONS

## DESCRIPTION

Loose-laid engineered underlayer, made of viscoelastic polymer with double sided anti-slip texture for enhanced acoustic performance.

### Key features:

- High-performance acoustic insulation: high-impact sound reduction (19 dB with iD Inspiration Click) and in-room noise reduction (72 dB).
- High-performance solution with good static indentation resistance (0.18 mm with iD Inspiration Click).
- Thermal resistance standard respected: 0,02 m<sup>2</sup>/W
- Minimal thickness, ideally suited for renovation.
- Quick and easy to install: 1m roll to be handled and light weighted.
- Loose-lay for easy removal at end of life.
- Available in 15 lm and 73 lm rolls

### Subfloor type & applications:

- Residential and commercial applications.
- Screed, concrete surfaces, floorboards.
- Compatible with underfloor heating.

### Compatible flooring:

- iD Inspiration Click in planker tiles.

### Main segments of application:



## INSTALLATION

- Unroll and acclimatize in the room for at least 48 hours (> 18°).
- The subfloor must be dry and clean.
- Fully loose laid on the substrate.
- Fully bonded with the floor covering.
- Use a specific acrylic adhesive for gluing PVC over PVC\*. We recommend to downsize the spatula.
- Wait for 48h before laying floor covering.

## TECHNICAL INFORMATION

### Product

Size (m)	15 length x 1 width (15 lm version) 73 length x 1 width (73 lm version)
Thickness (mm)	1.0
Total density (g/m <sup>2</sup> )	100 (1.5 kg/roll)

### Packaging

Roll with chuck weight (kg)	1.6
Rolls per pallet	35
Pallet size (m)	1.2 length x 0.8 width x 1.19 height
Pallet weight (kg)	66
Min. order	1 roll

## ARTICLE CODE

	SAP Code	EAN Code
Black 15 lm	24992030	3423128504569
Black 73lm	24992032	3423128560749

## CLEANING & MAINTENANCE

No cleaning or maintenance required.

\* Check with your technical service

The above information is subject to modification for the benefit of further improvement. (06/22).





## Technical Datasheet

# Acoustic comfort underlayer Tarkomfort Pro

UNDERLAY & OVERLAY SOLUTIONS

## DESCRIPTION

Loose laid underlayer made of siliconised PET carrier film with high-resistance polyurethane layer and non-woven backing. Specially designed to tackle noise and for floating installation.

### Key features:

- Powerful acoustic insulation, reducing both impact sound and in-room noise.
- Enhanced durability through its high-density, heavy-duty composition (1,500 g per m<sup>2</sup>).
- Easy installation and removal with woven anti-slip surface gripping floor covering and its loose-lay solution.
- Reduces impact sound by 13 dB with iD Inspiration Click and Starfloor Click.
- Lowers in-room noise by 74 dB with iD Inspiration Click and Starfloor Click.

### Subfloor type & applications:

- Residential and commercial applications.
- Concrete subfloor.

### Compatible flooring:

- LVT Click in planks or tiles.

### Main segments of application:



## INSTALLATION

- Unroll and acclimatize in the room for at least 24 hours (> 18°).
- The subfloor must be dry and clean.
- Loose lay the underlayer on the substrate (tackifying side facing up to the LVT).
- Remove the protective film gradually.
- Lay the floorcovering, no glue needed.
- No waiting time before walking.

## TECHNICAL INFORMATION


### Product

Size (m)	10 length x 1 width
Thickness (mm)	1.5
Total density (g/m <sup>2</sup> )	1500 (15 kg/roll)

### Packaging

Roll with chuck weight (kg)	17
Rolls per pallet	40
Pallet size (m)	1.02 length x 0.8 width x 1.02 height
Pallet weight (kg)	622.5
Min. order	1 roll (10 m <sup>2</sup> )

## ARTICLE CODE

	SAP Code	EAN Code
 Grey	24992020	3423128460421

## CLEANING & MAINTENANCE

No cleaning or maintenance required.





## Technical Datasheet

# Acoustic comfort underlayer Tarkomfort Self-Adhesive

UNDERLAY & OVERLAY SOLUTIONS

## DESCRIPTION

Self-adhesive underlayer made of mineral fillers and polyurethane binders to improve acoustic performance easily under glue-down and loose-lay LVT.

### Key features:

- Reduces impact sound to 15 dB.
- High-class solution for reducing both impact sound and in-room noise.
- 90% natural raw materials, free from plasticizers and heavy metals.
- Resistance to high-traffic thanks to its high-density material.
- Can be use immediatly after installation.
- Stands up to static indentation: < 0.20 mm.
- Time-saving and easy installation.

### Subfloor type & applications:

- Residential and light commercial applications\*.
- Concrete, existing hard floorings.

### Compatible flooring:

- LVT Glue-down (planks or tiles)
- LVT Loose-lay (planks or tiles)

### Main segments of application:



## INSTALLATION

- The subfloor must be dry and clean.
- Loose lay the underlayer on the substrate.
- Remove its protective film gradually.
- Lay floor covering, 90° to the underlayer. No glue needed thanks to its self-adhesive system.
- No waiting time before walking.

## TECHNICAL INFORMATION


### Product

Size (m)	6.5 length x 1 width
Thickness (mm)	1.8
Total density (g/m <sup>2</sup> )	2600 (16.9 kg/roll)

### Packaging

Rolls per pallet	40
Pallet size (m)	1.2 length x 0.8 width x 1.02 height
Pallet weight (kg)	698.5
Min. order	1 roll (6.5 m <sup>2</sup> )

## ARTICLE CODE

	SAP Code	EAN Code
 Black	24992040	3423128523669

## CLEANING & MAINTENANCE

No cleaning or maintenance required.

\* Check with your technical service

The above information is subject to modification for the benefit of further improvement. (06/22).





## Technical Datasheet

# Damp proof underlayer Tarkodry wall & floor

UNDERLAY & OVERLAY SOLUTIONS

## DESCRIPTION

Glue-down homogeneous PVC underlayer, specially design to create waterproofness in wet room areas under ceramics.

### Key features:

- Watertight layer under ceramic tile (wetroom floor and wall) for a safe and longlasting solution.
- Long-term waterproof warranty.
- Good adhesion via its embossed structure.
- Internally flexible homogeneous structure for easy installation and welding.


### Subfloor type & applications:

- Residential and commercial applications.
- Cement substrates, cardboard dressed plaster.

### Compatible flooring:

- Ceramic tiles

### Main segments of application:



## INSTALLATION

- The subfloor or wall must be clean, dry, and without any residue.
- The subfloor should have a moisture content of max 8%.
- Be careful of countries standards.
- Please refer to the installation sheet for more information.

## TECHNICAL INFORMATION

### Product

Size (m)	Floor	20 length x 2 width
	Wall	35 length x 2 width
Thickness (mm)	Floor	1.5
	Wall	1.2
Total weight (g/m <sup>2</sup> )	Floor	2600
	Wall	2000

### Packaging

Min. order	Floor	1 roll (40 m <sup>2</sup> )
	Wall	1 roll (70 m <sup>2</sup> )

## ARTICLE CODE

		SAP Code	EAN Code
	Grey Floor	3138 027	3423128460421
	Grey Wall	3137 028	7393799143533

## CLEANING & MAINTENANCE

No cleaning or maintenance required.







# Technical Datasheet

# Tarkoprotect 180

## UNDERLAY & OVERLAY SOLUTIONS

### DESCRIPTION

Self adhesive overlayer made of polyester veil for floor protection.

#### Key features:

- High-performance protection, safety and perfect grip to flooring.
- Cost-effective solution by avoiding cleaning or replacement.
- Loose-lay installation to be removed easily and re-used.

#### Compatible flooring:

- All types of floorings.

#### Main segments of application:



### TECHNICAL INFORMATION

#### Product

Size (m)	50 length x 1 width
Thickness (mm)	1.2
Total weight (g/m <sup>2</sup> )	180

#### Packaging

Rolls per pallet	24
Pallet size (m)	1.2 length x 0.8 width x 2.3 height
Pallet weight (kg)	250
Min. order	1 roll (50 m <sup>2</sup> )

### INSTALLATION

- The floor covering must be dry and clean.
- Tackified on top of existing floor covering.
- No residue left on floor once removed.

### CLEANING & MAINTENANCE

No cleaning or maintenance required.

### ARTICLE CODE

		SAP Code	EAN Code
	White	24990000	3423128436334



## Technical Datasheet

# Uneven floor underlayer Tarkoflat Loose-Lay

UNDERLAY & OVERLAY SOLUTIONS

## DESCRIPTION

Loose laid underlayer made of calendered PVC foil to cope with slight unevenness in substrates.

### Key features:

- Ready-to-use solution to reduce slight unevenness of subfloor or existing ceramics up to 1.5 mm depth and 3 mm width.
- Ideal choice to protect floor during temporary installations.
- Quick and easy to install - rolls ensure quick coverage .
- Easy access to substrate in case of problem.
- Provides savings up to 20 % without need for expensive levelling.

### Subfloor type & applications:

- Residential and light commercial\* applications.
- For renovating old ceramic flooring, granite, marble tiles, wood floors, cement substrates.

### Compatible flooring:

- Heterogeneous vinyls in rolls for temporary installations (up to one month).

### Main segments of application:



## INSTALLATION

- Unroll and acclimatize in the room for at least 48 hours (> 18°).
- The subfloor must be dry and clean.
- Fully loose laid on the substrate.
- Fully bonded with the floor covering.
- Use a specific acrylic adhesive for gluing PVC over PVC\*. We recommend to downsize the spatula.
- Wait for 48h before laying floor covering.

## TECHNICAL INFORMATION


### Product

Size (m)	25 length x 2 width
Thickness (mm)	1.0
Total density (g/m <sup>2</sup> )	1500 (75 kg/roll)

### Packaging

Roll with chuck (kg)	80
Min. order	1 roll (50 m <sup>2</sup> )

## ARTICLE CODE

	SAP Code	EAN Code
	Grey	3568 004 3423128425864

## CLEANING & MAINTENANCE

No cleaning or maintenance required.

\*Check with your technical service



## Technical Datasheet

# Wet substrate underlayer Tarkolay

## UNDERLAY & OVERLAY SOLUTIONS

### DESCRIPTION

Loose laid underlayer made of PVC coated glass fibre with studs to manage damp substrates.

#### Key features:

- Ready-to-use solution coping with up to 7% humidity rate CCM (cement base).
- Quicker and less expensive solution than drying the substrate.
- Easy to handle and install.
- Loose-lay solution easy to remove, with no damage to the substrate.

#### Subfloor type & applications:

- Residential and commercial applications.
- Wood, concrete subfloors.

#### Compatible flooring:

- Heterogeneous vinyls in rolls.

#### Main segments of application:



### TECHNICAL INFORMATION

#### Product

Size (m)	45 length x 2 width
Thickness (mm)	Total: 1.3 Studs: 0.3
Total weight (g/m <sup>2</sup> )	1350

#### Packaging

Roll diameter (cm)	35
Roll weight (kg) with chuck	107
Rolls per pallet	10
Pallet size (m)	2.03 length x 1.11 width x 0.1 height
Pallet weight (m)	1070
Min. order	1 roll


### CLEANING & MAINTENANCE

No cleaning or maintenance required.

### INSTALLATION

- The subfloor must be flat, level, clean, without marks, sound, dry, solid, hard, smooth and not exposed to moisture over 7% CCM.
- Fully loose laid towards the substrate.
- The edge of Tarkolay and flooring must have a gap of at least 20cm.
- Tarkolay should be running parallel (in the same direction) as the flooring material.
- Use ventilated skirtings.
- All traffic must be restricted for 24 hours after installation.
- No heavy traffic or furniture placement for 72 hours after installation.

### ARTICLE CODE

	SAP Code	EAN Code
 Blue	3960 004	4007812054968



## Technical Datasheet

# Expansion joints for rolls

## WELDING RODS

### DESCRIPTION

Expansion joints are used to join floor coverings in large areas where screed can move and where expansion is required, like entrance and long corridor. The highly resistant silicon joint associated with strong aluminium reinforcement prevents the flooring from tearing and thus from costly repair.


#### Key features:

- Perfect and durable solution to preserve floor coverings from building movements.
- Made on request in any colour for perfect matching.
- Ready-to-use solution.
- Easy to clean and maintain thanks to its PU finish.
- Available in 2 versions: 2.2 mm compact and 3.7 mm for acoustic flooring.

#### Compatible flooring:

- Heterogeneous and homogeneous vinyls in rolls.
- Linoleum.

#### Main segments of application:



### TECHNICAL INFORMATION

#### Product

Size (mm)		2.2 thickness x 2500 length 3.7 thickness x 2500 length
Unit weight (g)	2.2	320
	3.7	350

#### Packaging

Pieces per box		10 (25 lm)
Box size (mm)	2.2	2500 x 80 x 22
	3.7	2500 x 80 x 37
Box weight (kg)	2.2	4.1 kg
	3.7	4.8 kg
Pallet size (mm)	2.2	2500 x 100 x 72
	3.7	2500 x 100 x 87
Min. order		1 box (25 lm)

### ARTICLE CODE

	Expansion joint 2.2 (for 2.00 mm compact flooring)	Expansion joint 3.7 (for 3.0/3.5 mm acoustic flooring)
	SAP Code	SAP Code
Colour references*	26600 ---	26601 ---

\* Available on request with all colours.

### CLEANING & MAINTENANCE

For daily cleaning, use standard neutral detergents (ph 7) and damp mopping.





## Technical Datasheet

# Welding rods Hot welding for vinyl floorings

## WELDING RODS

### DESCRIPTION

4 mm welding rods joining floor covering for perfect hygiene, watertightness and seam strength.

#### Key features:

- Hot welding for perfect watertightness and hygiene.
- Superior seam strength.
- Available in unicolor and multi-colour versions (depending on ranges).
- Designed to match perfectly the flooring colour.
- Multicolour welding rods for HO rolls for invisible welding.
- Easy to clean and maintain.

#### Compatible flooring:

- Homogeneous vinyls (compact and acoustic)
- Heterogeneous vinyls (compact et acoustic)

#### Main segments of application:



### TECHNICAL INFORMATION

#### Product

Size (mm) 1 bobbin of 50 lm  
(diameter 4 mm)

Bobbin weight (kg) 1.0

#### Packaging


Min. order 1 bobbin

### INSTALLATION

- Floor covering must be welded 24h after the installation.
- Groove the floor covering to create a gap between both products with 2/3 thickness for compact, till foam for acoustic.
- Weld the product with an average speed of 2 lm/min and a 350-400°C temperature.
- Rim the overflow of the joint material first with a «Quarter moon knife»
- Trim the joint material with the «Mozart» a second time

### CLEANING & MAINTENANCE

Cf. flooring cleaning instructions.



### ARTICLE CODE

Available for every HO and HE vinyl floorings. Please refer to product sample book or to <http://professionals.tarkett.com> to find the right reference.

	Uni welding rods	Multi-colour welding rods
	1287 ---	1290 --- (except 011 > 018)
	1288 ---	1439 ---
	1289 ---	26760 ---
	1290 011 > 1290 018	26761 ---
	1291 ---	26762 ---
	1292 ---	
	1294 ---	
	24806 ---	
iQ Natural	1296 ---	1297 ---





## Technical Datasheet

# Welding rods Hot welding rod for linoleum

## WELDING RODS

### DESCRIPTION

Welding rods to join linoleum floor covering for perfect hygiene and seam strength.

#### Key features:

- Hot welding for perfect hygiene and resistance.
- Available in Unicolour and Multicolour version and on stock for the whole linoleum range.
- Easy to clean and maintain.

#### Compatible flooring:

- Linoleum

#### Main segments of application:



### TECHNICAL INFORMATION

#### Product

Size Unicolor	Compact range	1 bobbin of 50 lm (diameter 4 mm)
	Acoustic range	1 bobbin of 50 lm (diameter 4 mm)

#### Packaging


Bobbin weight (kg)	Unicolor	0.8
Min. order		1 bobbin

### INSTALLATION

- Install sheets with a gap of approx. 0.5 mm at joint.
- Start hot welding operation (and grooving) minimum 24 to 48 hours maximum after gluing
- Groove a "U" shape of max. 3,5 mm width, preferably by machine.
- Depth of grooving 2 mm into the thickness of the material – just over the top of the jute (max.2,5 mm for other product thickness'). Never groove Linoleum Silencio xf<sup>2</sup> to the top of foam.
- Carefully clean seam totally free of residues.
- The recommended welding rod temperature is about 450 °C.
- Use hot air welding gun fitted with 5 mm traditional hot speed weld nozzle. When welding the rod must float out slightly on both sides of the joint, on surface.
- Trim the welding in two successive operations using a "quarter moon knife", Mozart knife, or similar.
- The second cut should be done when the welding rod is cool down.

FOR MORE EXHAUSTIVE INFORMATION REGARDING ALL THE INSTALLATION STEPS OF THE WELDING ROD PLEASE REFER TO THE OFFICIAL INSTALLATION DOCUMENTS.

The above information is subject to modification for the benefit of further improvement. (06/22).



### CLEANING & MAINTENANCE

Cf. flooring cleaning instructions.

### ARTICLE CODE

Available for every linoleum floorings. Please refer to product sample book or to <http://professionals.tarkett.com> to find the right reference.

Available in stock for the whole linoleum range

4 mm: 14002 ---	Multicolour welding rod
4 mm: 14009 ---	Unicolour welding rod





## Technical Datasheet

# Welding rods Hot welding for non-PVC flooring

## WELDING RODS

### DESCRIPTION

Welding rods to join floor covering for perfect water tightness, specially developed for non-PVC floorings.


#### Key features:

- Hot welding for perfect watertightness and hygiene.
- Non-PVC coordinated welding rod (unicolor).
- Easy to clean and maintain.

#### Compatible flooring:

- Homogeneous non-PVC thermoplastic flooring: iQ One

#### Main segments of application:



### TECHNICAL INFORMATION

#### Product

Size (mm)	1 bobbin of 50 lm (diameter 4 mm)
Bobbin weight (kg)	1.0

#### Packaging

Min. order	1 bobbin
------------	----------

### ARTICLE CODE

iQ One

21201 ---

### INSTALLATION

- Floor covering must be welded 24h after the installation.
- Groove the floor covering to create a gap between both products with 2/3 thickness for compact.
- Weld the product with an average speed of 2 lm/min and a 350-400°C temperature.
- Trim the overflow of the joint material first with a «Quarter moon knife»;
- Trim the joint material with the «Mozart» a second time

### CLEANING & MAINTENANCE

Cf. flooring cleaning instructions.





## Technical Datasheet

# Drains and gratings

## Inox linear drains

### 600 side outlet

WETROOMS

### DESCRIPTION

Inox drain, adapted to various conditions of use (outlet, height, diameter and outflow), side outlet available in 2 diameters: 50 and 75 mm.

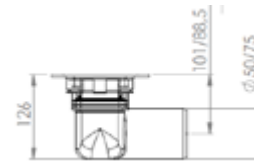

#### Key features:

- Secure installation: screwed grating in one piece with channel constructed in one single piece of ABS for better adhesion.
- Very hygienic, easy to clean and odour-free even when dry thanks to NOOD water trap included: a combination of water trap and mechanical odour plug to give twice the protection.
- Clamping ring in 2 mm stainless steel with 2 mm EPDM gasket.
- Locking set included.
- Stainless Steel grating.

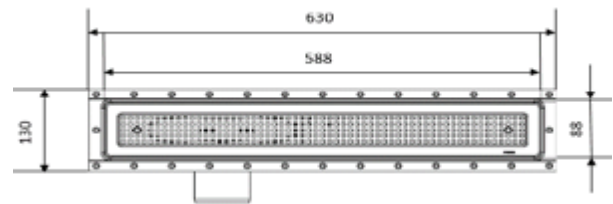
#### Compatible floorings:

- Wetroom floorings.

#### Main segments of application:



mm



### TECHNICAL INFORMATION

#### Product

Size (mm)	<b>Ø50 side</b>	630 length x 130 width x 124 height
	<b>Ø75 side</b>	630 length x 130 width x 126 height
Diameter (mm)	50	
	75	
Outflow (L/sec)	0.80	
Unit weight (kg)	<b>600</b>	3.8 - 3.9

#### Packaging

Pieces per box	1	
Box size (cm)	<b>600</b>	24 x 90 x 15
Min. order	1 unit	

### ARTICLE CODE

	Color	SAP Code	EAN Code
Syphon Vinyl Plus Chess Ø50 side 600 mm	Stainless steel	26687101	3423128579406
Syphon Vinyl Plus Chess Ø75 side 600 mm	Stainless steel	26689101	3423128579420

### INSTALLATION

- Should be installed by a plumber, and in accordance with local regulations and the technical specifications provided by Tarkett and the manufacturer.
- For additional details, please refer to Wetroom Concept Documentation.

### CLEANING & MAINTENANCE

Please refer to Wetroom Concept Documentation.





## Technical Datasheet

# Drains and gratings

## Inox linear drains

### 600 side low outlet

WETROOMS

### DESCRIPTION

Inox drain, adapted to various conditions of use (outlet, height, diameter and outflow), side low outlet available in 1 diameter: 50 mm.

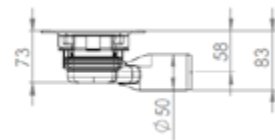
#### Key features:

- Secure installation: screwed grating in one piece with channel constructed in one single piece of ABS for better adhesion.
- Very hygienic, easy to clean and odour-free even when dry thanks to NOOD water trap included: a combination of water trap and mechanical odour plug to give twice the protection.
- Clamping ring in 2 mm stainless steel with 2 mm EPDM gasket.
- Locking set included.
- Stainless Steel grating.
- Minimum installing height 73 mm.

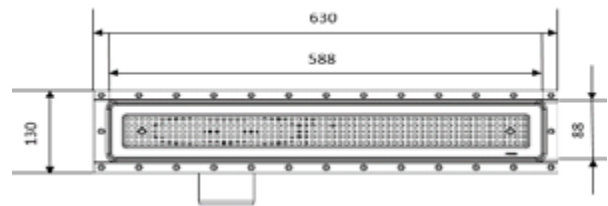
#### Compatible floorings:

- Wetroom floorings.

#### Main segments of application:



mm



### TECHNICAL INFORMATION

#### Product

Size (mm)	<b>600</b>	630 length x 130 width x 83 height
Diameter (mm)		50
Outflow (L/sec)		0.80
Unit weight (kg)	<b>600</b>	3.8

#### Packaging

Pieces per box		1
Box size (cm)	<b>600</b>	24 x 90 x 15
Min. order		1 unit

### ARTICLE CODE

	Color	SAP Code	EAN Code
Syphon Vinyl Plus Chess Ø50 side 600 mm	Stainless steel	26691101	3423128579413

### INSTALLATION

- Should be installed by a plumber, and in accordance with local regulations and the technical specifications provided by Tarkett and the manufacturer.
- For additional details, please refer to Wetroom Concept Documentation.

### CLEANING & MAINTENANCE

Please refer to Wetroom Concept Documentation.





## Technical Datasheet

# Drains and gratings Inox linear drains 600 bottom outlet

WETROOMS

## DESCRIPTION

Inox drain, adapted to various conditions of use (outlet, height, diameter and outflow), bottom outlet available in 1 diameter: 75 mm.

### Key features:

- Secure installation: screwed grating in one piece with channel constructed in one single piece of ABS for better adhesion.
- Very hygienic, easy to clean and odour-free even when dry thanks to NOOD water trap included: a combination of water trap and mechanical odour plug to give twice the protection.
- Clamping ring in 2 mm stainless steel with 2 mm EPDM gasket.
- Locking set included.
- Stainless Steel grating.

### Compatible floorings:

- Wetroom floorings.

### Main segments of application:



## TECHNICAL INFORMATION

### Product

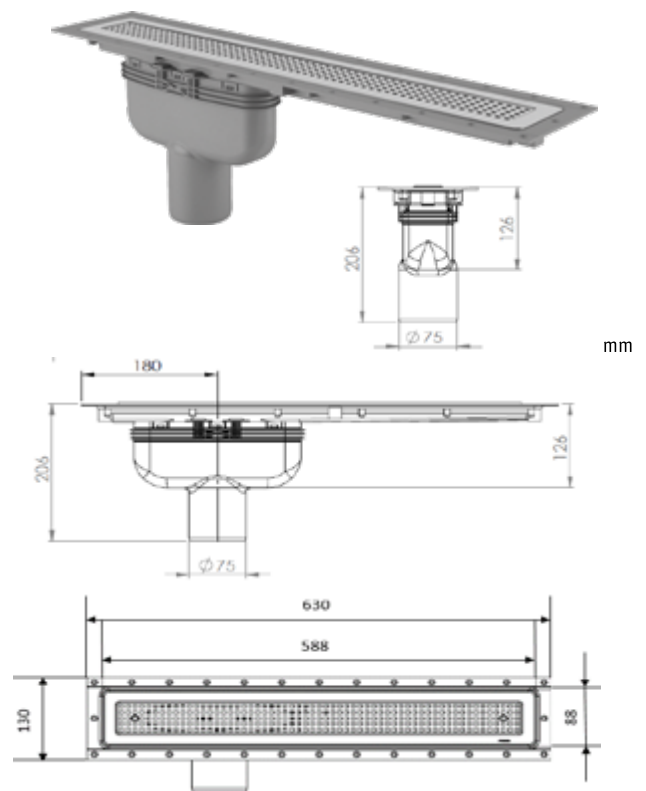
Size (mm)	<b>600</b>	630 length x 130 width x 206 height
Diameter (mm)		75
Outflow (L/sec)		0.80
Unit weight (kg)	<b>600</b>	3.9

### Packaging

Pieces per box		1
Box size (cm)	<b>600</b>	24 x 90 x 15
Min. order		1 unit

## ARTICLE CODE

	Color	SAP Code	EAN Code
Syphon Line Vinyl Plus Chess Ø75 side 600 mm	Stainless steel	26688101	3423128579437



## INSTALLATION

- Should be installed by a plumber, and in accordance with local regulations and the technical specifications provided by Tarkett and the manufacturer.
- For additional details, please refer to Wetroom Concept Documentation.

## CLEANING & MAINTENANCE

Please refer to Wetroom Concept Documentation.



## Technical Datasheet

# Drains and gratings

## Inox linear drains

### 900 side outlet

WETROOMS

#### DESCRIPTION

Inox drain, adapted to various conditions of use (outlet, height, diameter and outflow), side outlet available in 2 diameters: 50 and 75 mm.

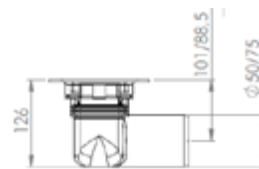

##### Key features:

- Secure installation: screwed grating in one piece with channel constructed in one single piece of ABS for better adhesion.
- Very hygienic, easy to clean and odour-free even when dry thanks to NOOD water trap included: a combination of water trap and mechanical odour plug to give twice the protection.
- Clamping ring in 2 mm stainless steel with 2 mm EPDM gasket.
- Locking set included.
- Stainless Steel grating.

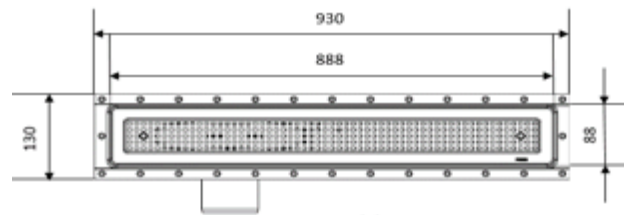
##### Compatible floorings:

- Wetroom floorings.

##### Main segments of application:



mm



#### TECHNICAL INFORMATION

##### Product

Size (mm)	<b>Ø50 side</b>	930 length x 130 width x 124 height
	<b>Ø75 side</b>	930 length x 130 width x 126 height
Diameter (mm)	50	
	75	
Outflow (L/sec)	0.80	
Unit weight (kg)	<b>600</b>	4.3 - 4.6

##### Packaging

Pieces per box		1
Box size (cm)	<b>600</b>	24 x 110 x 15
Min. order		1 unit

#### ARTICLE CODE

	Color	SAP Code	EAN Code
Syphon Vinyl Plus Chess Ø50 side 900 mm	Stainless steel	26693101	3423128579444
Syphon Vinyl Plus Chess Ø75 side 900 mm	Stainless steel	26695101	3423128579468

#### INSTALLATION

- Should be installed by a plumber, and in accordance with local regulations and the technical specifications provided by Tarkett and the manufacturer.
- For additional details, please refer to Wetroom Concept Documentation.

#### CLEANING & MAINTENANCE

Please refer to Wetroom Concept Documentation.





## Technical Datasheet

# Drains and gratings

## Inox linear drains

### 900 side low outlet

WETROOMS

### DESCRIPTION

Inox drain, adapted to various conditions of use (outlet, height, diameter and outflow), side low outlet available in 1 diameter: 50 mm.

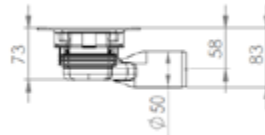
#### Key features:

- Secure installation: screwed grating in one piece with channel constructed in one single piece of ABS for better adhesion.
- Very hygienic, easy to clean and odour-free even when dry thanks to NOOD water trap included: a combination of water trap and mechanical odour plug to give twice the protection.
- Clamping ring in 2 mm stainless steel with 2 mm EPDM gasket.
- Locking set included.
- Stainless Steel grating.
- Minimum installing height 73 mm.

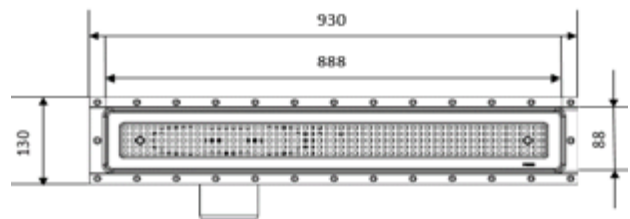
#### Compatible floorings:

- Wetroom floorings.

#### Main segments of application:



mm



### TECHNICAL INFORMATION

#### Product

Size (mm)	<b>900</b>	930 length x 130 width x 83 height
Diameter (mm)		50
Outflow (L/sec)		0.80
Unit weight (kg)	<b>900</b>	4.3

#### Packaging

Pieces per box		1
Box size (cm)	<b>900</b>	24 x 110 x 15
Min. order		1 unit

### INSTALLATION

- Should be installed by a plumber, and in accordance with local regulations and the technical specifications provided by Tarkett and the manufacturer.
- For additional details, please refer to Wetroom Concept Documentation.

### ARTICLE CODE

	Color	SAP Code	EAN Code
Syphon Vinyl Plus Chess Ø50 side 900 mm	Stainless steel	26697101	3423128579451

### CLEANING & MAINTENANCE

Please refer to Wetroom Concept Documentation.





## Technical Datasheet

# Drains and gratings Inox linear drains 900 bottom outlet

WETROOMS

## DESCRIPTION

Inox drain, adapted to various conditions of use (outlet, height, diameter and outflow), bottom outlet available in 1 diameter: 75 mm.

### Key features:

- Secure installation: screwed grating in one piece with channel constructed in one single piece of ABS for better adhesion.
- Very hygienic, easy to clean and odour-free even when dry thanks to NOOD water trap included: a combination of water trap and mechanical odour plug to give twice the protection.
- Clamping ring in 2 mm stainless steel with 2 mm EPDM gasket.
- Locking set included.
- Stainless Steel grating.

### Compatible floorings:

- Wetroom floorings.

### Main segments of application:



## TECHNICAL INFORMATION

### Product

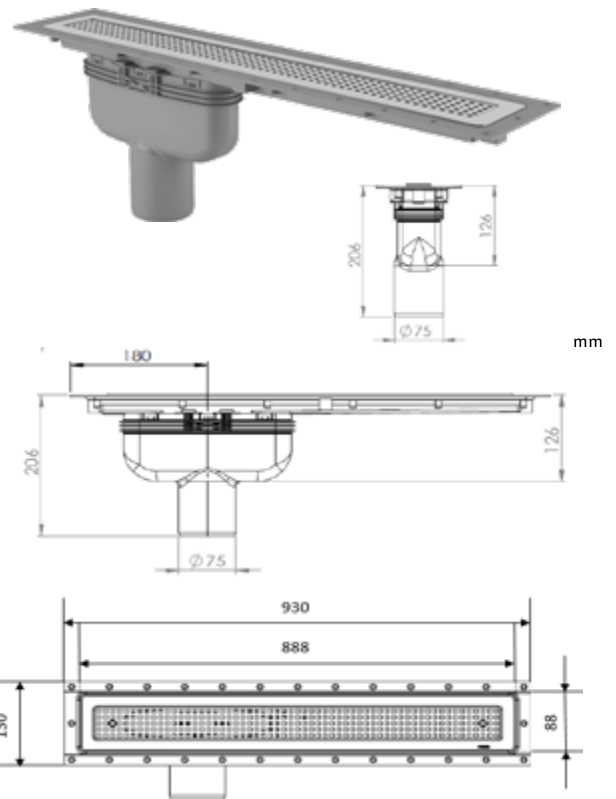
Size (mm)	<b>900</b>	930 length x 130 width x 206 height
Diameter (mm)		75
Outflow (L/sec)		0.80
Unit weight (kg)	<b>900</b>	4.6

### Packaging

Pieces per box		1
Box size (cm)	<b>900</b>	24 x 110 x 15
Min. order		1 unit

## ARTICLE CODE

	Color	SAP Code	EAN Code
Purus Line Vinyl Plus Chess Ø75 side 900 mm	Stainless steel	26694101	3423128579475



## INSTALLATION

- Should be installed by a plumber, and in accordance with local regulations and the technical specifications provided by Tarkett and the manufacturer.
- For additional details, please refer to Wetroom Concept Documentation.

## CLEANING & MAINTENANCE

Please refer to Wetroom Concept Documentation.





## Technical Datasheet

# Drains and gratings Inox grids for PVC siphon round shape

WETROOMS

## DESCRIPTION

Inox gratings for PVC siphon round shape. Adapted to various conditions of use (outlet, height, diameter, and outflow).  
3 patterns: Wave, Drop, Art Deco.

### Key features:

- Available as spare part.
- Offering more decorative options.
- Not included in the standard siphon set, to be ordered separately.

### Compatible floorings:

- Minimax (low top 130 mm).
- Brage, Oden, Freja, Duschbrunn (150 mm).


### Main segments of application:



Drop 130 mm



Art deco 130 mm



Wave 130 mm



Drop 150 mm



Art deco 150 mm



Wave 150 mm



SR 150 mm

## TECHNICAL INFORMATION

### Product

Diameter (mm)	130	150
Unit weight (g)	130	150
	10	10

### Packaging

Pieces per box	130 & 150	Bulk dispatched
Box size (m)	130	0.02 x 0.127 x 0.127
	150	0.042 x 0.15 x 0.15
Box weight (kg)	130 & 150	Bulk dispatched
Pallet size (m)	130 & 150	1.2 x 0.8 x 1.4
Pallet weight (kg)		150
Min. order		1 unit

## INSTALLATION

- To be fitted loose on top of the platform.

## CLEANING & MAINTENANCE

Please refer to Wetroom Concept Documentation.

The above information is subject to modification for the benefit of further improvement. (06/22).

## ARTICLE CODE

Diameter (mm)	SAP Code	EAN Code
<b>Wave</b>		
130	26653001	3423128427738
150	26652001	3423128427745
<b>Drop</b>		
130	26651001	3423128427707
150	26650001	3423128427721
<b>Art Deco</b>		
130	1417013	3423128410228
150	1417010	3423128398854
<b>SR</b>		
150	26652002	3423128595109



## Technical Datasheet

# Drains and gratings PVC siphon for renovation - Minimax 40/50

WETROOMS

## DESCRIPTION

PVC floor drain with horizontal outlet. Outflow capacity of 0.8 liters/second.

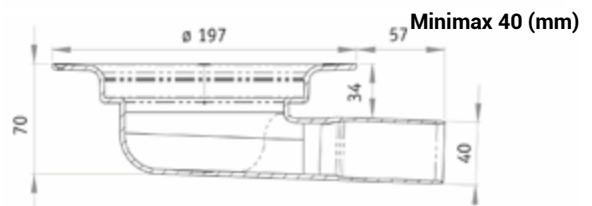
### Key features:

- Ensuring a perfect watertight seal between the covered floor covering and the wallcovering.
- Providing a smooth surface with a perfect visual finish.
- Hygienic and easy maintenance.

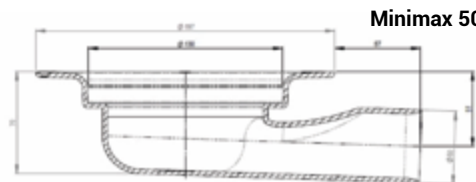
### Compatible floorings:

- Wetroom floorings.

### Main segments of application:



Minimax 40 (mm)



Minimax 50 (mm)

## TECHNICAL INFORMATION

### Product

Size (mm)	<b>Minimax 40</b>	70 height
	<b>Minimax 50</b>	70 height
	<b>Minimax 40</b>	40 lower x 197 upper outside
	<b>Minimax 50</b>	50 lower x 197 upper outside
Outflow (L/s)	<b>Minimax 40</b>	0.80
	<b>Minimax 50</b>	0.80
Unit weight (g)	<b>Minimax 40</b>	270
	<b>Minimax 50</b>	350


### Packaging

Pieces per box	<b>Minimax 40 &amp; 50</b>	20
Box size (m)	<b>Minimax 40</b>	0.60 x 0.40 x 0.38
	<b>Minimax 50</b>	0.60 x 0.40 x 0.38
Box weight (kg)	<b>Minimax 40</b>	5.4
	<b>Minimax 50</b>	7.2
Box per pallet	<b>Minimax 40</b>	10
	<b>Minimax 50</b>	8
Pallet size (m)	<b>Minimax 40 &amp; 50</b>	1.2 x 0.8 x 1.4
Pallet weight (kg)	<b>Minimax 40</b>	27.4
	<b>Minimax 50</b>	29.2
Min. order	<b>Minimax 40 &amp; 50</b>	1 unit

## INSTALLATION

- Grating + Clamping ring + screws incorporated.
- Water trap included for Minimax 50 - not in minimax 40.
- Should be installed by a plumber, and in accordance with local regulations and the technical specifications provided by Tarkett and the manufacturer.
- For additional details, please refer to Wetroom Concept Documentation.

## ARTICLE CODE

	SAP Code	EAN Code
	<b>Minimax 40</b> 1416 010	3423128434026
	<b>Minimax 50</b> 1416 006	7394000205101

## CLEANING & MAINTENANCE

Please refer to Wetroom Concept Documentation.

The above information is subject to modification for the benefit of further improvement. (06/22).





## Technical Datasheet

# Drains and gratings PVC gratings for PVC siphon round shape

WETROOMS

## DESCRIPTION

PVC gratings for PVC syphon round shape. Adapted to various conditions of use (outlet, height, diameter, and outflow). 4 patterns: Standard, Hole for pipe, Drop and Art Deco.

### Key features:

- Available as spare part.
- Offering more decorative options.
- Hole for pipe making possible to drive a pipe inside
- Easy to clean and maintain.
- Not included in the standard syphon set, to be ordered separately.


### Compatible floorings:

- Minimax (low top 130 mm).
- Brage, Oden, Freja, Duschbrunn (150 mm).

### Main segments of application:



Standard 150 mm



Drop 150 mm



Hole for pipe 130 mm



Hole for pipe 150 mm

## TECHNICAL INFORMATION

### Product

Diameter (mm)	130	150
Unit weight (g)	130	10
	150	10

### Packaging

Pieces per box	130 & 150	Bulk dispatched
Box size (m)	130	0.02 x 0.127 x 0.127
	150	0.042 x 0.15 x 0.15
Box weight (kg)	130 & 150	Bulk dispatched
Pallet size (m)	130 & 150	1.2 x 0.8 x 1.4
Pallet weight (kg)		150
Min. order		1 unit

## ARTICLE CODE



White  
RAL: 9003  
NCS: S 0500 N

Diameter (mm)	SAP Code	EAN Code
<b>Standard</b>		
130	-	-
150	1417 001	3423128279320
<b>Drop</b>		
130	-	-
150	26657001	3423128426502
<b>Hole for pipe</b>		
130	26659001	3423128426496
150	26660001	3423128426489

## INSTALLATION

- To be fitted loose on top of the platform.

## CLEANING & MAINTENANCE

Please refer to Wetroom Concept Documentation.





## Technical Datasheet

# Drains and gratings Siphon brage 50 - Vertical

WETROOMS

## DESCRIPTION

Low profile (240 mm) PVC floor drain with vertical outlet. High capacity with 0.8 liters/second outflow.

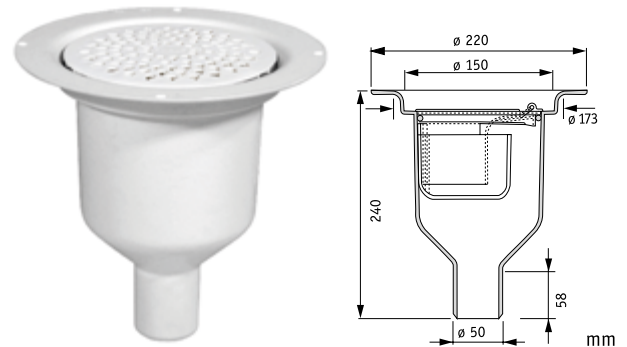
### Key features:

- Designed for ease and practicality, the clamping ring adjusts automatically, the plastic grating simply snaps into place, and the water trap can be removed.
- Easy to clean and maintain.
- Full set contains: drain, grating, clamping ring and water trap.

### Compatible floorings:

- Wetroom floorings.

### Main segments of application:



## TECHNICAL INFORMATION

### Product

Size (mm)	240 height
Diameter (mm)	50 lower x 150 upper inner x 220 upper outer
Outflow (L/sec)	0.8
Unit weight (g)	870

### Packaging

Pieces per box	10
Box size (m)	0.60 x 0.40 x 0.38
Box weight (kg)	8.9
Box per pallet	10
Pallet size (mm)	1.2 x 0.8 x 1.4
Pallet weight (kg)	89
Min. order	1 unit


## INSTALLATION

- Should be installed by a plumber, and in accordance with local regulations and the technical specifications provided by Tarkett and the manufacturer.
- For additional details, please refer to Wetroom Concept Documentation.

## CLEANING & MAINTENANCE

Please refer to Wetroom Concept Documentation.

## ARTICLE CODE

	SAP Code	EAN Code
 White RAL: 9003 NCS: S 0500 N	1416 004	3423128279337



## Technical Datasheet

# Drains and gratings Siphon brage 75 - Vertical

WETROOMS

## DESCRIPTION

Low profile (320 mm) PVC floor drain with vertical outlet. High capacity with 0.8 liters/second outflow.

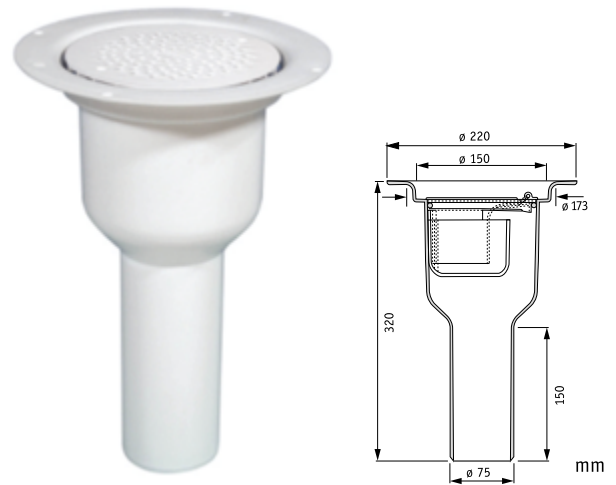
### Key features:

- Designed for ease and practicality, the clamping ring adjusts automatically, the plastic grating simply snaps into place, and the water trap can be removed.
- Easy to clean and maintain.
- Full set contains: drain, grating, clamping ring and water trap.

### Compatible floorings:

- Wetroom floorings.

### Main segments of application:



## TECHNICAL INFORMATION

### Product

Size (mm)	320 height
Diameter (mm)	75 lower x 150 upper inner x 220 upper outer
Outflow (L/sec)	0.8
Unit weight (g)	830

### Packaging

Pieces per box	10
Box size (m)	0.27 x 0.37 x 0.22
Box weight (kg)	8.5
Box per pallet	10
Pallet size (mm)	1.2 x 0.8 x 1.4
Pallet weight (kg)	85
Min. order	1 unit

## INSTALLATION

- Should be installed by a plumber, and in accordance with local regulations and the technical specifications provided by Tarkett and the manufacturer.
- For additional details, please refer to Wetroom Concept Documentation.

## CLEANING & MAINTENANCE

Please refer to Wetroom Concept Documentation.

## ARTICLE CODE

	SAP Code	EAN Code
<input type="checkbox"/> White RAL: 9003 NCS: S 0500 N	1416 005	3423128279351



## Technical Datasheet

# Drains and gratings Siphon Dusch Brunn - Vertical

WETROOMS

## DESCRIPTION

Low profile (97 mm) PVC floor drain with vertical outlet. Outflow capacity of 0.8 liters/second.

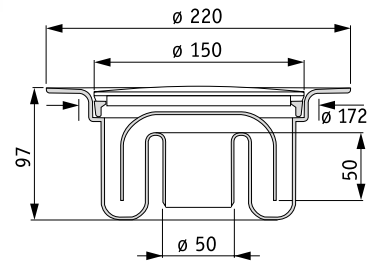
### Key features:

- Designed for ease and practicality, the clamping ring adjusts automatically, the plastic grating simply snaps into place, and the water trap can be removed.
- Easy to clean and maintain.

### Compatible floorings:

- Wetroom floorings.

### Main segments of application:



mm

## TECHNICAL INFORMATION

### Product

Size (mm)	97 height
Diameter (mm)	50 lower x 150 upper inner x 220 upper outer
Outflow (L/sec)	0.8
Unit weight (g)	500

### Packaging

Pieces per box	10
Box size (m)	0.22 x 0.22 x 0.102
Box weight (kg)	10.2
Box per pallet	10
Pallet size (mm)	1.2 x 0.8 x 1.4
Pallet weight (kg)	102
Min. order	1 unit


## INSTALLATION

- Should be installed by a plumber, and in accordance with local regulations and the technical specifications provided by Tarkett and the manufacturer.
- For additional details, please refer to Wetroom Concept Documentation.

## CLEANING & MAINTENANCE

Please refer to Wetroom Concept Documentation.

## ARTICLE CODE

	SAP Code	EAN Code
 White RAL: 9003 NCS: S 0500 N	1416001	7394000202001





## Technical Datasheet

# Drains and gratings Siphon Freja 50 - Horizontal

WETROOMS

## DESCRIPTION

Low profile (102 mm) PVC floor drain with horizontal outlet. Outflow capacity of 0.8 liters/second.

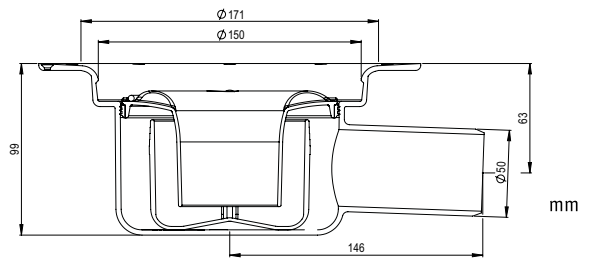
### Key features:

- Designed for ease and practicality, the clamping ring adjusts automatically, the plastic grating simply snaps into place, and the water trap can be removed.
- Easy to clean and maintain.

### Compatible floorings:

- Heterogeneous and homogeneous vinyls in rolls.
- Wetroom floorings.

### Main segments of application:



## TECHNICAL INFORMATION


### Product

Size (mm)	102 height
Diameter (mm)	50 lower x 220 upper
Outflow (L/sec)	0.8
Unit weight (g)	680

### Packaging

Pieces per box	16
Box size (m)	0.60 x 0.39 x 0.36
Box weight (kg)	11.8
Box per pallet	10
Pallet size (mm)	1.2 x 0.8 x 1.4
Pallet weight (kg)	118
Min. order	1 unit

## ARTICLE CODE

	SAP Code	EAN Code
 White RAL: 9003 NCS: S 0500 N	1416 002	7393799030512

## INSTALLATION

- Should be installed by a plumber, and in accordance with local regulations and the technical specifications provided by Tarkett and the manufacturer.
- For additional details, please refer to Wetroom Concept Documentation.

## CLEANING & MAINTENANCE

Please refer to Wetroom Concept Documentation.







# Technical Datasheet

## Drains and gratings Safe drains

### WETROOMS

#### DESCRIPTION

Flood Protection adapted for accidental outflow of hot and cold water.

##### Key features:

- Used for cleaning purposes.
- Intended for use where there is a risk of leakage and where there is no floor gully (e.g. In bathrooms lacking floor gullies, under sinks of any kind, hotel cleaning rooms, saunas & SPAs).
- The overflow waste outlet have a removable mechanical odor trap which normally is tight but will let the water through in case of an unintentional leakage.
- Clamping ring and odour trap integrated.

##### Compatible floorings:

- Wetroom floorings.

##### Main segments of application:



#### TECHNICAL INFORMATION

##### Product

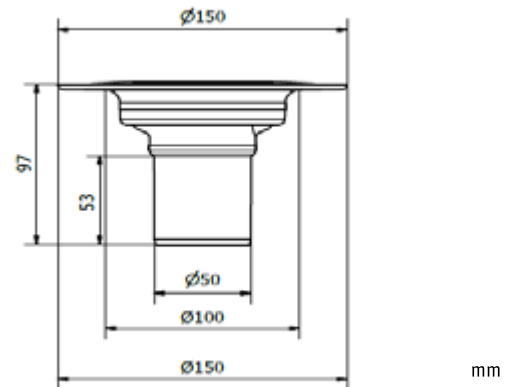
Size (mm)	150 x 150 x 97
Diameter (mm)	150 lower diameter 50
Outflow (L/sec)	0.4
Unit weight (kg)	0.158

##### Packaging

Pieces per box	1
Box size (mm)	380 x 285 x 190
Min. order	1 unit

#### ARTICLE CODE

	SAP Code	EAN Code
	<b>Safe</b> 1416014	3423128588958
	<b>Safe knife</b> 1417023	3423128588965



#### INSTALLATION

- Should be installed by a plumber, and in accordance with local regulations and the technical specifications provided by Tarkett and the manufacturer.
- For additional details, please refer to Wetroom Concept Documentation.

#### CLEANING & MAINTENANCE

Please refer to Wetroom Concept Documentation.



## Technical Datasheet

# Drains and gratings Stainless steel siphon (Inox 40) - Vertical

WETROOMS

## DESCRIPTION

Low profile (70 mm) stainless steel floor drain with vertical outlet. Outflow capacity of 0.66 liter/second.

### Key features:

- Ideal for industrial kitchens thanks to acid and alkali resistance.
- Designed for ease and practicality, the clamping ring adjusts the vinyl flooring into the drain, the grating is screwed and cannot be removed.
- Used in prisons and psychiatric hospitals with unbreakable pieces.
- Flap inside collecting residues, avoiding unpleasant odors.
- Full set contains: 1 drain + 3 screws for the clamping ring + 1 screw to lock the grating.

### Compatible floorings:

- Wetroom floorings.

### Main segments of application:



## TECHNICAL INFORMATION

### Product

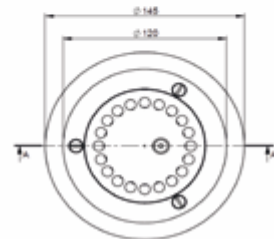
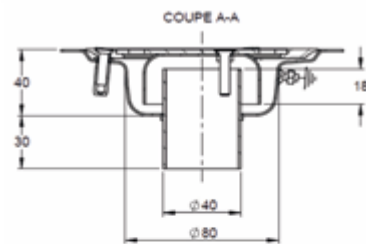
Size (mm)	70 height
Diameter (mm)	145
Outflow (L/sec)	0.66
Unit weight (g)	580

### Packaging

Pieces per box	1
Box size (m)	0.16 x 0.16 x 0.13
Box weight (kg)	600
Min. order	1 unit

## ARTICLE CODE

	SAP Code	EAN Code
Inox RAL: 7039 NCS:	1416 007	3423128405903



mm

## INSTALLATION

- Grating + screws incorporated.
- Should be installed by a plumber, and in accordance with local regulations and the technical specifications provided by Tarkett and the manufacturer.
- For additional details, please refer to Wetroom Concept Documentation.

## CLEANING & MAINTENANCE

Please refer to Wetroom Concept Documentation.





## Technical Datasheet

# Drains and gratings S-Serie Minimax

WETROOMS

## DESCRIPTION

Ideal solution for renovation projects.

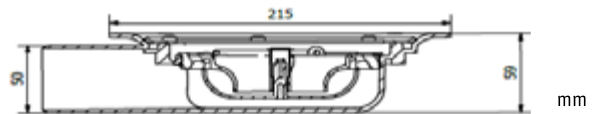
### Key features:

- Extremely low installation height (only 59 mm) and low seat (7 mm).
- Stainless steel screwed clamping ring with six screws specially designed for waterproofing membranes.
- Stainless steel grating for vinyl flooring.
- Also available with plastic gratings with optional locking device.
- Several screw holes for simple installation.
- NOOD water trap can be included as optional accessory.

### Compatible floorings:

- Wetroom floorings.

### Main segments of application:



## TECHNICAL INFORMATION


### Product

Size (mm)	height 59 x length 255 x width 215
Diameter (mm)	Drain 215 mm Grating 179 mm
Outflow (L/sec)	0.5 (not recommended for connection of baths)
Unit weight (g)	525

### Packaging

Pieces per box	20
Min. order	1 unit

## ARTICLE CODE

	SAP Code	EAN Code
 White RAL: 9003 NCS: S 0500 N	<b>Minimax S-Serie</b> 1416013	3423128588927
	<b>Grating S-Serie Minimax plastic</b> 26660002	3423128588934
	<b>Grating S-Serie Minimax, stainless steel</b> 26650002	3423128588941

## INSTALLATION

- Should be installed by a plumber, and in accordance with local regulations and the technical specifications provided by Tarkett and the manufacturer.
- For additional details, please refer to Wetroom Concept Documentation.

## CLEANING & MAINTENANCE

Please refer to Wetroom Concept Documentation.





## Technical Datasheet

# Pipe collars Waterproof pipe collars

WETROOMS

## DESCRIPTION

PVC transition profile for wetrooms. To be hot welded.

### Key features:

- Watertight finish for small diameter pipework.
- Used where breaking the surface of the wallcovering or floor covering is unavoidable.
- Variety of sizes available (from diameter 8/12 mm to diameter 100/127 mm).

### Compatible flooring:

- Wetroom floorings.

### Main segments of application:



## TECHNICAL INFORMATION

### Product

Size (mm)	Diameter (upper/lower part): 8/12; 11/15; 15/19; 18/22; 21/26; 26/31;
	11/15; 15/19;
Unit weight (g)	

### Packaging

Pieces per box	24 (For all sizes except for 35/42 and 100/127) 6 (For 35/42) 1 (For 35/42)
Min. order	1 unit

## ARTICLE CODE

	Diameter*	SAP Code	Packaging	EAN Code
	8 - 12 mm	1420 001	24 sleeves + 12 clamps	343128244601
	11 - 15 mm	1420 002	24 sleeves + 12 clamps	343128244618
	15 - 19 mm	1420 003	24 sleeves + 12 clamps	343128244625
	18 - 22 mm	1420 004	24 sleeves + 12 clamps	343128244632
	21 - 26 mm	1420 005	24 sleeves + 12 clamps	343128244649
	26 - 31 mm	1420 006	24 sleeves + 12 clamps	343128244656
	30 - 35 mm	1420 007	24 sleeves + 12 clamps	343128244663
	35 - 42 mm	1420 008	6 sleeves + 3 clamps	343128244670
	100 - 127 mm	1420 009	1 sleeve	343128244595

White  
RAL: 9003  
NCS: S 0500 N

## INSTALLATION

- Fix the adhesive paste around the pipe to ensure perfect water tightness.
- Cut the collar and insert it around the pipe.
- Seal the collar joint with the adhesive.

## CLEANING & MAINTENANCE

Please refer to Wetroom Concept Documentation.

\* The first figure indicates the diameter of the upper part; the second indicates the diameter at the groove.





## Technical Datasheet

# Spare parts Clamping ring

WETROOMS

## DESCRIPTION

Inox 150 mm clamping ring. Can be adjusted automatically in the drains.



Main segments of application:



## TECHNICAL INFORMATION

### Product

Size (mm)	150
Unit weight (g)	4

### Packaging

Pieces per box	Bulk dispatched
Box size (m)	0.16 x 0.16 x 0.015
Box weight (kg)	Bulk dispatched
Pallet size (m)	1.2 x 0.8 x 1.4
Pallet weight (kg)	Bulk dispatched
Min. order	1 unit

## ARTICLE CODE

	SAP Code	EAN Code
Inox RAL: NCS:	1417 002	3423128279313

## INSTALLATION

Please refer to Wetroom Concept Documentation.

## CLEANING & MAINTENANCE

Please refer to Wetroom Concept Documentation.



# Technical Datasheet

# Spare parts Knife

WETROOMS

## DESCRIPTION

130 mm or 150 mm circle cutter for wetroom floor coverings.

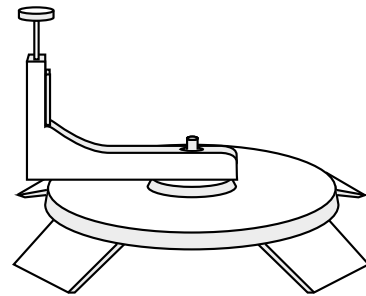
### Key features:

- Creates a perfect fit for any standard size PVC drain.

### Compatible floorings:

- Wetroom floor coverings.

### Main segments of application:



## TECHNICAL INFORMATION



### Product

Size (mm)		130 diameter
		150 diameter
Unit weight (g)	<b>130</b>	100
	<b>150</b>	150

### Packaging

Pieces per box		Bulk dispatched
Box size (cm)	<b>130</b>	0.13 x 0.13 x 0.05
Box size (cm)	<b>130 &amp; 150</b>	Bulk dispatched
Pallet size (m)		1.2 x 0.8 x 1.4
Pallet weight (kg)		Bulk dispatched
Min. order		1 unit

## ARTICLE CODE

	Diameter	SAP Code	EAN Code
 Blue RAL: 260 60 25 NCS: S 2040 R 80 B	130	1417 012	3423128410204
 White RAL: 9003 NCS: S 0500 N	150	1417 003	3423128279290
Extra blades (x5)	-	1417 016	7394000231742

## INSTALLATION

Please refer to Wetroom Concept Documentation.

## CLEANING & MAINTENANCE

Please refer to Wetroom Concept Documentation.



## Technical Datasheet

# Spare parts Locking set for inox gratings

WETROOMS

## DESCRIPTION

Stainless steel locking nuts for lockable 150 mm & 220 mm stainless steel circular grates

### Compatible floorings:

- Inox gratings.

### Main segments of application:



## TECHNICAL INFORMATION

### Product

Size (mm)	N/A
Unit weight (g)	5

### Packaging

Pieces per box	Bulk dispatched
Box size (m)	0.01 x 0.02 x 0.02
Box weight (kg)	Bulk dispatched
Pallet size (m)	1.2 x 0.8 x 1.4
Pallet weight (kg)	Bulk dispatched
Min. order	1 unit

## ARTICLE CODE

	SAP Code	EAN Code
Locking set (2 screws + 2 nuts)	1 417 021	3423128553123

## INSTALLATION

- Insert metal nuts under the clamping ring when screwed to fix the grating.

## CLEANING & MAINTENANCE

Please refer to Wetroom Concept Documentation.





## Technical Datasheet

# Spare parts Locking set for PVC gratings

WETROOMS


## DESCRIPTION

Locking set with 2 bolts and screws for plastic gratings.

### Compatible floorings:

- Plastic gratings.

### Main segments of application:



## TECHNICAL INFORMATION

### Product

Size (mm)	N/A
Unit weight (g)	5

### Packaging

Pieces per box	Bulk dispatched
Box size (m)	0.01 x 0.02 x 0.02
Box weight (kg)	Bulk dispatched
Pallet size (m)	1.2 x 0.8 x 1.4
Pallet weight (kg)	Bulk dispatched
Min. order	1 unit

## ARTICLE CODE

	SAP Code	EAN Code
Locking set (2 screws + 2 nuts)	1417 006	3423128354645

## INSTALLATION

- Insert metal nuts under the clamping ring when screwed to fix the grating.

## CLEANING & MAINTENANCE

Please refer to Wetroom Concept Documentation.



# Technical Datasheet

# Spare parts Support

WETROOMS

## DESCRIPTION

Pair of legs delivered with 2 angled sections, 2 screws, 2 nuts and 2 feet.

Main segments of application:



## TECHNICAL INFORMATION


### Product

Size	Height can vary from 60 to 110 mm
Unit weight (g)	140

### Packaging

Pieces per box	1 set of 2 units
Box size (m)	0.22 x 0.10 x 0.10
Box weight (kg)	9
Pallet size (m)	1.2 x 0.8 x 1.4
Pallet weight (kg)	31
Min. order	1 unit

## ARTICLE CODE

	SAP Code	EAN Code
 White RAL: 9003 NCS: S 0500 N	1417 004	3423128354607

## INSTALLATION

Please refer to Wetroom Concept Documentation.

## CLEANING & MAINTENANCE

Please refer to Wetroom Concept Documentation.



## Technical Datasheet

# Spare parts Water trap for brage and oden

WETROOMS

## DESCRIPTION

PVC water trap for Brage and Oden PVC floor drains.

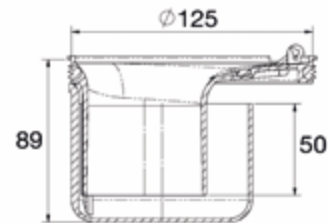
### Key features:

- Easy cleaning and maintenance.

### Compatible floorings:

- Brage PVC floor drains.
- Oden PVC floor drains.

### Main segments of application:



mm

## TECHNICAL INFORMATION

### Product

Size (mm)	125 length x 50 lower height x 89 upper height
Unit weight (g)	12

### Packaging

Pieces per box	Bulk dispatched
Box size (m)	0.13 x 0.17 x 0.08
Box weight (kg)	Bulk dispatched
Pallet size (m)	1.2 x 0.8 x 1.4
Pallet weight (kg)	Bulk dispatched
Min. order	1 unit


## INSTALLATION

- To be simply pressed down in gullies with 150 mm dimensions.

## CLEANING & MAINTENANCE

Please refer to Wetroom Concept Documentation.

## ARTICLE CODE

	SAP Code	EAN Code
	White RAL: 9003 NCS: S 0500 N	1417 005



## Technical Datasheet

# Spare parts Water trap for dusch brunn

WETROOMS

## DESCRIPTION

PVC water trap for Dusch Brunn PVC floor drains.

### Key features:

- Easy cleaning and maintenance.

### Compatible floorings:

- Used to protect the drain during the installation phases.
- Easy cleaning and maintenance.

### Main segments of application:



## TECHNICAL INFORMATION

### Product

Size (mm)	120 x 130 x 70
Unit weight (g)	8

### Packaging

Pieces per box	Bulk dispatched
Box size (m)	0.071 x 0.132 x 0.115
Box weight (kg)	Bulk dispatched
Pallet size (m)	1.2 x 0.8 x 1.4
Pallet weight (kg)	Bulk dispatched
Min. order	1 unit

## ARTICLE CODE

	SAP Code	EAN Code
 White RAL: 9003 NCS: S 0500 N	1417 008	3423128354744

## INSTALLATION

- N/A

## CLEANING & MAINTENANCE

Please refer to Wetroom Concept Documentation.



## Technical Datasheet

# Spare parts Water trap for freja

WETROOMS

## DESCRIPTION

PVC water trap for Freja PVC floor drains.

### Key features:

- Easy cleaning and maintenance.

### Compatible floorings:

- Freja PVC floor drains.

### Main segments of application:



## TECHNICAL INFORMATION


### Product

Size (mm)	N/A
Unit weight (g)	10

### Packaging

Pieces per box	Bulk dispatched
Box size (m)	0.07 x 0.125 x 0.13
Box weight (kg)	Bulk dispatched
Pallet size (m)	1.2 x 0.8 x 1.4
Pallet weight (kg)	Bulk dispatched
Min. order	1 unit

## ARTICLE CODE

	SAP Code	EAN Code
 White RAL: 9003 NCS: S 0500 N	1417 007	3423128354720

## INSTALLATION

- N/A

## CLEANING & MAINTENANCE

Please refer to Wetroom Concept Documentation.



## Technical Datasheet

# Transitions and junctions Flexible junction profiles - PJ

WETROOMS

## DESCRIPTION

Flexible PVC junction profiles for wetrooms. Triangular section glued to reduce the thickness difference between floor rising to the wall and Aquarelle wallcoverings.

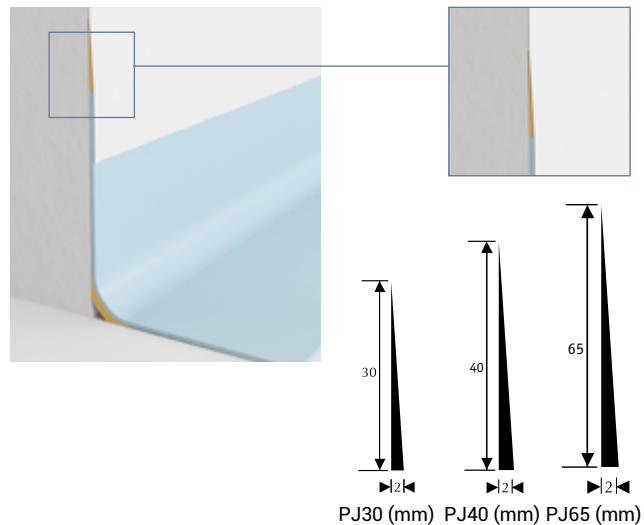
### Key features:

- Ensuring a perfect watertight seal between the covered floor covering and the wallcovering.
- Providing a smooth surface with a perfect visual finish.
- Hygienic and easy maintenance.

### Compatible floorings and wallcoverings:

- Wetroom floorings
- Aquarelle wallcovering

### Main segments of application:



## TECHNICAL INFORMATION

### Product

Size (mm)	<b>PJ30</b>	25000 length x 2.0 lower thickness x 30 height
	<b>PJ40</b>	25000 length x 2.0 lower thickness x 40 height
	<b>PJ65</b>	15000 length x 2.0 lower thickness x 65 height
Unit weight (g)	<b>PJ30</b>	65
	<b>PJ40</b>	138
	<b>PJ65</b>	205

### Packaging

Roll per box	<b>PJ30</b>	1	(25 lm)
	<b>PJ40</b>	1	(25 lm)
	<b>PJ65</b>	1	(15 lm)
Box size (m)	<b>PJ30</b>	0.275 x 0.275 x 0.032	
	<b>PJ40</b>	0.04 x 0.04 x 2.53	
	<b>PJ65</b>	0.23 x 0.23	
Box weight (kg)	<b>PJ30</b>	1	1.65
	<b>PJ40</b>	1	5.80
	<b>PJ65</b>	1	5.0
Pallet size (m)	<b>PJ30</b>	1.1 x 1.1 x 1.2	
	<b>PJ40</b>	2.55 x 0.5 x 0.8	
	<b>PJ65</b>	1,25 x 1,0 x 0,8	
Pallet weight (kg)	<b>PJ30</b>	720	
	<b>PJ40</b>	464	
	<b>PJ65</b>	560	
Min. order	<b>PJ40</b>	40 cartons	(250 lm)
	<b>PJ65</b>	8 cartons	(240 lm)

## INSTALLATION

- The thick end of the profile must be glued to the top edge of the floor covering.
- Cut studs of the Granit Multisafe.
- For additional details, please refer to Wetroom Concept Documentation.

## CLEANING & MAINTENANCE

Please refer to Wetroom Concept Documentation.

## ARTICLE CODE

	SAP Code	EAN Code
<b>PJ30</b>	1418 001	3423128270679
<b>PJ40</b>	1418 002	3423128560381
<b>PJ65</b>	26661 001	3423128560503





## Technical Datasheet

# Transitions and junctions PVC Threshold transition - PTS

WETROOMS

## DESCRIPTION

PVC transition profile for wetrooms. To be hot welded.

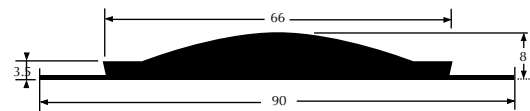

### Key features:

- Perfect watertightness between both floor coverings thanks to a hot welding.
- 4 color references available for a better matching with wet floor covering colors.
- Ideal for health and aged care sections.

### Compatible floorings:

- Heterogeneous and homogeneous vinyls in rolls.
- Wetroom floorings.

### Main segments of application:



PTS (mm)

## TECHNICAL INFORMATION

### Product

Size (mm) 3000 length x 8 height x 66 upper width

Unit weight (g) 600

### Packaging

Pieces per box 10 per box (30lm)

Box size (m) 0.7 x 0.6 x 0.11

## ARTICLE CODE

		SAP Code	EAN Code
	Grey RAL: NCS: 4500-N	26664 001	3423128429091
	Dark grey RAL: NCS: S 9000 N	26664 002	3423128430066
	Beige RAL: NCS: 2502-Y40R	26664 004	3423128431308

## INSTALLATION

- Use a contact adhesive.
- Hot weldable.
- For additional details, please refer to Wetroom Concept Documentation.

## CLEANING & MAINTENANCE

Please refer to Wetroom Concept Documentation.







## Technical Datasheet

# Transitions and junctions Rubber threshold transition - RTS

WETROOMS

## DESCRIPTION

Rubber transition profile for wetrooms. Made with a central air pocket. To be glued.

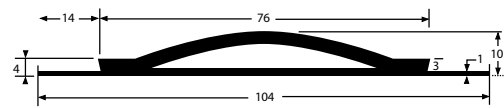

### Key features:

- Perfect watertightness with the flattening of the transition when the door closes.
- Ideal for health and aged care sections.
- Hygienic and easy to maintain.

### Compatible floorings:

- Heterogeneous and homogeneous vinyls in rolls.
- Wetroom floorings.

### Main segments of application:



RTS (mm)

## TECHNICAL INFORMATION

### Product

Size (mm)	3000 length x 10 thickness x 76 upper width x 104 lower width
Unit weight (g)	600

### Packaging

Pieces per box	10 strips	(30 lm)
Box size (m)	0.7 x 0.6 x 0.11	
Min. order	1 box	

## INSTALLATION

- Use a contact adhesive.
- To be glued to the two floor surfaces.
- Cannot be hot welded.
- For additional details, please refer to Wetroom Concept Documentation.

## CLEANING & MAINTENANCE

Please refer to Wetroom Concept Documentation.

## ARTICLE CODE

	SAP Code	EAN Code
Grey RAL: NCS:	1255 748	7393799030567





100

## Technical Datasheet

# Aluminium Cap 2.5

PROTECWALL

## DESCRIPTION

Aluminium self-adhesive capping seal used to cover the edge of the wallcovering when it rises up to the wall.

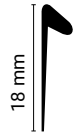
### Key features:

- Self-adhesive, no glue needed.
- Providing neat finish.
- Very decorative cap.
- Easy installation.

### Compatible wall coverings:

- ProtectWall 1.5, 2.0, 2CR

### Main segments of application:



## TECHNICAL INFORMATION

### Product

Size (m)	18 height x 2.5 inside thickness x 3.5 outside thickness x 2500 length
Unit weight (g)	150

### Packaging

Pieces per box	10 (25 lm)
Box size (mm)	2750 x 95 x 65
Box weight (kg)	2.2
Pallet size (mm)	2850 x 800 x 1000
Pallet weight (kg)	235
Min. order	1 Box

## INSTALLATION

- Installation for dry rooms only, with a free of grease substrate.
- Strip off the film on the backside of the capping and fix it to the wall with pressure.

## ARTICLE CODE

		SAP Code	EAN Code
	Silver NCS: S 2500-N	26621 001	3423128428391
	Stainless steel NCS: S 6005-Y20R	26621 002	3423128428414

## CLEANING & MAINTENANCE

- Each piece is protected with a PET film.
- For daily cleaning, use standard neutral detergents (ph 7) and damp mopping.





## Technical Datasheet

# Aluminium Cap 3

PROTECWALL

## DESCRIPTION

Aluminium self-adhesive capping seal used to cover the edge of the wallcovering when it rises up to the wall.

### Key features:

- Wide wrapping of the wallcovering for a major protection.
- Self-adhesive, no glue needed.
- Providing a perfect visual finish.
- Very decorative cap.
- Easy installation.

### Compatible wall coverings:

- ProtectWall 1.5, 2.0, 2CR

### Main segments of application:



## TECHNICAL INFORMATION

### Product

Size (m)	28 height x 3.0 inside thickness x 5.2 outside thickness x 2500 length
Unit weight (g)	290



### Packaging

Pieces per box	10 (25 lm)
Box size (mm)	2750 x 95 x 65
Box weight (kg)	3.6
Pallet size (mm)	2850 x 800 x 1000
Pallet weight (kg)	363
Min. order	1 Box

## INSTALLATION

- Installation for dry rooms only, with a free of grease substrate.
- Strip off the film on the backside of the capping and fix it to the wall with pressure.

## ARTICLE CODE

		SAP Code	EAN Code
	Silver NCS: S 2500-N	26626 001	3423128428438
	Stainless steel NCS: S 6005-Y20R	26626 002	3423128428469

## CLEANING & MAINTENANCE

- Each piece is protected with a PET film.
- For daily cleaning, use standard neutral detergents (ph 7) and damp mopping.



# Technical Datasheet

# Solid PVC Cap

PROTECWALL

## DESCRIPTION

Rigid PVC capping seal used to cover the edge of the wallcovering when it rises up to the wall. To be glued.

### Key features:

- Cost effective
- Providing a perfect visual and neat finish.
- Very decorative cap.

### Compatible wall coverings:

- ProtectWall 1.5, 2.0, 2CR

### Main segments of application:



32 mm

## TECHNICAL INFORMATION

### Product

Size (m)	32 height x 2.5 inside thickness x 4.5 outside thickness x 2500 length
Unit weight (g)	166

### Packaging

Pieces per box	20 (50 lm)
Box size (mm)	2550 x 80 x 80
Box weight (kg)	3.5
Pallet size (mm)	2500 x 1200 x 600
Pallet weight (kg)	380
Min. order	1 Box

## ARTICLE CODE

		SAP Code	EAN Code
	White RAL: 9010 NCS: 1940	26619 001	3423128428230
	Beige NCS: S 40-Y30R	26619 002	3423128428247
	Brown RAL: L8014V	26619 003	3423128428254
	Light grey NCS: S 4000N	26619 004	3423128428261
	Silver RAL: 9022	26619 005	3423128428377

## INSTALLATION

- Use a Polymer adhesive or Mastic adhesive, with help of a skeleton gun.
- Spread the adhesive on the backside of the flash coving.
- Snake shape on the backside of the capping.

## CLEANING & MAINTENANCE

- For daily cleaning, use standard neutral detergents (ph 7) and damp mopping.



# Technical Datasheet

# Flexible Cap

PROTECWALL

## DESCRIPTION

Flexible PVC capping seal used to cover the edge of the wallcovering when it rises up to the wall. To be glued.

### Key features:

- Ideal for curved walls or uneven surfaces.
- Providing a perfect visual and neat finish.
- Very decorative cap.
- Easy installation thanks to its flexible material.



### Compatible wall coverings:

- ProtectWall 1.5, 2.0, 2CR
- Coving

### Main segments of application:



## TECHNICAL INFORMATION

### Product

Size (m)	25 height x 2.5 inside thickness x 6.0 outside thickness x 2500 length
Unit weight (g)	1450

### Packaging

Pieces per box	1 roll (25 lm)
Box size (mm)	500 x 500 x 65
Box weight (kg)	2.040
Pallet size (mm)	1150 x 1150 x 1440
Pallet weight (kg)	192
Min. order	1 box

## INSTALLATION

- Use a Polymer adhesive or Mastic adhesive, with help of a skeleton gun.
- Spread the adhesive on the backside of the flash coving.
- Snake shape on the backside of the capping.

## ARTICLE CODE

		SAP Code	EAN Code
	Caramel NCS: S 3010-Y30R	26620 001	3423128428278
	Dark grey RAL: 7012 NCS: S 6502-B	26620 002	3423128428292
	Light grey RAL: 7038 NCS: S 3000-N	26620 003	3423128428315
	White RAL: 9010 NCS: 1940	26620 004	3423128428339
	Aluminium NCS: S 3005-R80	26620 005	3423128428353

## CLEANING & MAINTENANCE

- For daily cleaning, use standard neutral detergents (ph 7) and damp mopping.



## Technical Datasheet

# Set-on corner Solid PVC

PROTECWALL

## DESCRIPTION

Self-adhesive solid PVC outside corner (90°) used to protect the external corner of walls against impacts. Installed over the wall covering.

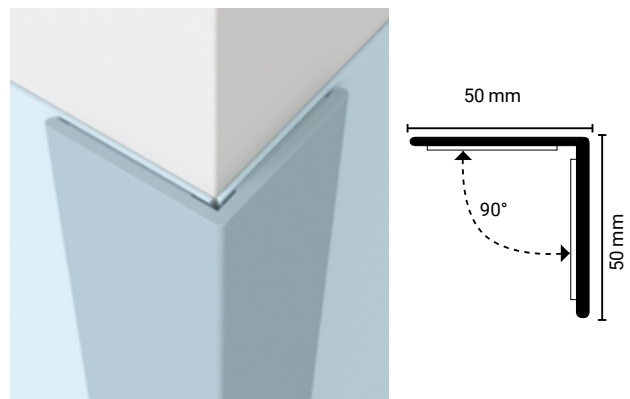
### Key features:

- High protection of exposed corner with self-adhesive pad absorbing the shock.
- Providing a perfect visual and neat finish.
- Decorative corner with colors designed to match with all colors of ProtectWall.
- Easy cleaning and maintenance.

### Compatible wall coverings:

- ProtectWall 1.5, 2.0, 2CR

### Main segments of application:



## TECHNICAL INFORMATION

### Product

Size (m)	50 width x 50 width x 1000 length
Unit weight (g)	600

### Packaging

Pieces per box	20 (20 lm)
Box size (mm)	1050 Length x 150 width x 150 height
Box weight (kg)	2.5
Pallet size (mm)	1050 Length x 150 width x 150 height
Pallet weight (kg)	60
Min. order	1 Box

## ARTICLE CODE

		SAP Code	EAN Code
	White NCS: S 0603 R80 B	26625 101	3423128528947
	Ecrú NCS: 2002-Y50R	26625 102	3423128528954
	Light Beige NCS: S 1505-Y	26625 104	3423128528961
	Light Grey NCS: S 1010-Y30R	26625 105	3423128528978

## INSTALLATION

- Installation for dry rooms only, with a free of grease substrate.
- Strip off the film on the backside of the corner and fix it to the wall with pressure.
- Start the installation from the top of the wall covering.
- To be fitted once the wall covering is installed.
- In case of a heavy bump or impact since the corner is not drilled into the wall, wall is not damaged, replace the corner if needed.

## CLEANING & MAINTENANCE

- For daily cleaning, use standard neutral detergents (ph 7) and damp mopping.



# Technical Datasheet

## Set-on corner Adjustable PVC

PROTECWALL

### DESCRIPTION

Self-adhesive adjustable PVC outside corner (60° to 130°) used to protect the external corner of walls against impacts. Installed over the wall covering.

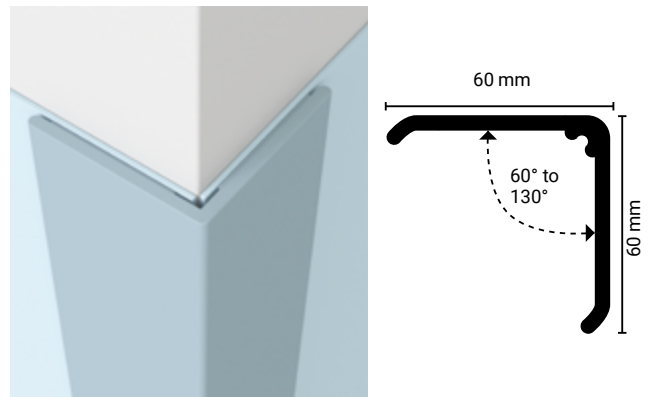
#### Key features:

- High protection of exposed corner with self-adhesive pad absorbing the shock.
- Adjustable from 60° to 130° corner.
- Providing a perfect visual and neat finish.
- Decorative corner with colors designed to match with all colors of ProtectWall.
- Easy cleaning and maintenance.

#### Compatible wall coverings:

- ProtectWall 1.5, 2.0, 2CR

#### Main segments of application:



### TECHNICAL INFORMATION

#### Product

Size (m)	2700 length x 60 width x 60 width
Unit weight (g)	850

#### Packaging

Pieces per box	20 (54 lm)
Box size (mm)	2700 length x 60 width x 60 width
Box weight (kg)	17.2
Pallet size (mm)	3000 length x 800 width x 1200 width
Pallet weight (kg)	119
Min. order	1 Box

### INSTALLATION

- Installation for dry rooms only, with a free of grease substrate.
- Strip off the film on the backside of the corner and fix it to the wall with pressure.
- Start the installation from the top of the wall covering.
- To be fitted once the wall covering is installed.

### ARTICLE CODE

	SAP Code	EAN Code
White NCS: S 0603 R80 B	26627 001	3423128528985

### CLEANING & MAINTENANCE

- For daily cleaning, use standard neutral detergents (ph 7) and damp mopping.





# Technical Datasheet

# Set-in corner Solid PVC

PROTECWALL

## DESCRIPTION

Solid PVC outside corner used to protect the external corner of walls against impacts. Installed under the wall covering. To be glued.

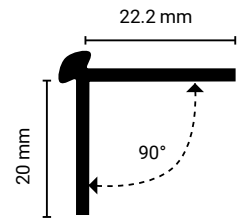

### Key features:

- Hot welding with the wall covering possible.
- Protection of the exposed corner.
- Perfect visual and neat finish.
- Cost effective
- Easy cleaning and maintenance.

### Compatible wall coverings:

- ProtectWall 1.5, 2.0, 2CR

### Main segments of application:



## TECHNICAL INFORMATION

### Product

Size (m)	20 width x 22.2 width x 2.2 inside thickness x 4.5 outside thickness x 2600 length
Unit weight (g)	2040


### Packaging

Pieces per box	20 (52 lm)
Box size (mm)	2650 x 60 x 60
Box weight (kg)	2.24
Pallet size (mm)	2500 x 800 x 500
Pallet weight (kg)	242
Min. order	1 box

## INSTALLATION

- Use a Polymer adhesive or Mastic adhesive, with help of a skeleton gun.
- Spread the adhesive on the backside of the flash coving.
- Snake shape on the backside of the capping.
- Fix the profile before the wall covering is fitted.
- Wall covering is butt joined against the profile.

## ARTICLE CODE

		SAP Code	EAN Code
	White NCS: S 0603 R80 B	26622 001	3423128428483

## CLEANING & MAINTENANCE

- For daily cleaning, use standard neutral detergents (ph 7) and damp mopping.



# Technical Datasheet

# Set-in corner Flexible PVC

PROTECWALL

## DESCRIPTION

Flexible PVC outside corner used to protect the external corner of walls against impacts. Installed under the wall covering. To be glued.

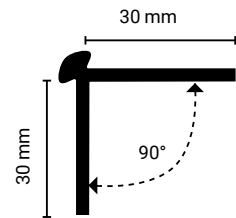

### Key features:

- High protection of exposed corner.
- Specially designed to cove over uneven corners.
- Providing a perfect visual and neat finish.
- Decorative corner.
- Easy installation thanks to its flexible material.

### Compatible wall coverings:

- ProtectWall 1.5, 2.0, 2CR

### Main segments of application:



## TECHNICAL INFORMATION

### Product

Size (m)	30 width x 30 width x 2 inside thickness x 4.5 outside thickness x 2500 length
Unit weight (g)	1125

### Packaging

Pieces per box	1 roll (25 lm)
Box size (mm)	500 x 500 x 65
Box weight (kg)	1720
Pallet size (mm)	1150 x 1150 x 1440
Pallet weight (kg)	166
Min. order	1 box

## ARTICLE CODE

		SAP Code	EAN Code
	Caramel NCS: S 3010-Y30R	26623 001	3423128428797
	Dark grey RAL: 7012 NCS: S 6502-B	26623 002	3423128428834
	Light grey RAL: 7038 NCS: S 3000-N	26623 003	3423128428858
	White RAL: 9010 NCS: 1940	26623 004	3423128428872
	Aluminium NCS: S 3005-R80	26623 005	3423128428896

## INSTALLATION

- Use a Polymer adhesive or Mastic adhesive, with help of a skeleton gun.
- Spread the adhesive on the backside of the flash coving.
- Snake shape on the backside of the capping.
- Fix the profile before the wall covering is fitted.

## CLEANING & MAINTENANCE

- For daily cleaning, use standard neutral detergents (ph 7) and damp mopping.



# Technical Datasheet

# Set-in corner Aluminium

PROTECWALL

## DESCRIPTION

Self-adhesive aluminium outside corner used to protect the external corner of walls against impacts. Installed under the wall covering.

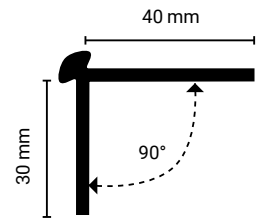

### Key features:

- High protection of exposed corner.
- Self-adhesive, no glue needed.
- Providing a perfect visual and neat finish.
- Decorative corner.

### Compatible wall coverings:

- ProtectWall 1.5, 2.0, 2CR

### Main segments of application:



## TECHNICAL INFORMATION

### Product

Size (m)	30 width x 40 width x 2.5 inside thickness x 4.5 outside thickness x 2500 length
Unit weight (g)	580

### Packaging

Pieces per box	10 (25 lm)
Box size (mm)	2750 x 145 x 65
Box weight (kg)	6.5
Pallet size (mm)	2850 x 800 x 1000
Pallet weight (kg)	458
Min. order	1 box

## ARTICLE CODE

		SAP Code	EAN Code
	Silver NCS: S 2500-N	26624 001	3423128428513
	Stainless steel NCS: S 6005-Y20R	26624 002	3423128428537

## CLEANING & MAINTENANCE

- Each piece is protected with a PET film.
- For daily cleaning, use standard neutral detergents (ph 7) and damp mopping.

## INSTALLATION

- Installation for dry rooms only, with a free of grease substrate.
- Strip off the film on the backside of the corner and fix it to the wall with pressure.
- Fix the profile before the wall covering is fitted.
- Wall covering is butt joined against the profile.
- Wall covering can be hot welded against the profile.

■ **WESTERN EUROPE:** Austria: Tarkett Holding GmbH, Niederlassung Wien – Tel. +43 1 47 88 062 • Belgium: Tarkett Belux N.V. – Tel. +32 52 26 24 11 • Denmark: Tarkett A/S – Tel. +45 43 90 60 11 • Finland: Tarkett Oy – Tel. +358 9 4257 9000  
■ France: Tarkett SAS – Tel. +33 1 41 20 42 49 • Germany: Tarkett Holding GmbH – Tel. +49 62 33 810 • Greece: Tarkett Monoprosopi Ltd – Tel. +30 210 6745 340 • Italy: Tarkett S.p.A. – Tel. +39 0744 7551 • Luxembourg: Tarkett Belux N.V. – Tel. +32 52 26 24 11 • Netherlands: Tarkett BV – Tel. +31 416 685 491 • Norway: Tarkett AS – Tel. +47 32 20 92 00 • Portugal: Tarkett SA – Tel. +351 21 427 64 20 • Spain: Tarkett Floors S.L. – Tel. +34 91 358 00 35 • Sweden: Tarkett Sverige AB – Tel. +46 771 25 19 00 • Switzerland: Tarkett Holding GmbH – Tel. +41 043 233 79 24 • Turkey: Tarkett Aspen - Tel. +90 212 213 65 80 • United Kingdom: Tarkett Ltd – Tel. +44 (0) 1622 854 040 ■ **EASTERN EUROPE: Baltic Countries:** Tarkett Baltics: Tel. +370 37 262 220 • Czech Republic: Tarkett org. složka – Tel. +420 271 001 600 • Hungary: Tarkett Polska SP Z.O.O. magyarországi fióktelepe – Tel. +36 1 437 8150 • Poland: Tarkett Polska Sp. z o. o. – Tel. +48 22 16 09 231 • Russian Federation: ZAO Tarkett RUS - Tel. +7 495 775 3737 • Slovakia: Tarkett Polska, organizačná zložka – Tel. +421 2 48291 317 • South East Europe: Tarkett SEE – Tel. +381 21 7557 649 (44) 569 12 21 • Ukraine: Tarkett UA – Tel. +38 (0) 44 569 12 21 ■ **ASIA AND OCEANIA:** Australia: Tarkett Australia Pty Ltd – Tel. +61 2 88 53 12 00 • China: Tarkett Floor Covering (Shanghai) Co. Ltd. – Tel. +86 (21) 60 95 68 38 ext 841 • North East Asia: Tarkett Hong Kong Limited – Tel. +852 2511 8716 • India: Tarkett Flooring India Pvt. Ltd. – Bangalore - Tel. +91 80 4130 3793 – New Delhi - Tel. +91 11 4352 4073 – Mumbai - Tel. +91 22 2648 8750 • South East Asia: Tarkett Flooring Singapore Pte. Ltd. – Tel. +65 6346 1585 ■ **AFRICA:** Tarkett International: Tel. +33 1 41 20 41 01 ■ **MIDDLE EAST:** Tarkett Middle East: Tel. +961 1 51 3363/4 • Israël: Tarkett International: Tel. +33 1 41 20 41 01 ■ **NORTH AMERICA:** USA: Tarkett Inc. – Tel. +1 713 869 5811 / Johnsonite – Tel. +1 440 543 8916 • Canada: Tarkett Inc. – Tel. +1 450 293 173 ■ **LATIN AMERICA:** Brazil: Tarkett - Tel. 55 12 3954 7108 • Argentina - Chile - Uruguay: Tarkett Latam Mercosur - Tel. +54 11 47 08 07 72 / +549 11 44 46 88 82 • Bolivia - Colombia - Ecuador - Panama - Paraguay - Peru - Trinidad and Tobago - Venezuela: Tarkett - Tel. +55 11 9 8410 9310 / +55 11 95494 0069 • Mexico / Central America: Tarkett Latam Mexico - Tel. +55 11 98410 9310

The designs and photos used in this brochure are for illustration purposes only.  
They are not contractual images and do not stand for product recommendation.  
Design: Agence Gecko

[www.professionals.tarkett.com](http://www.professionals.tarkett.com)

